



Republic of the Philippines  
**SOUTHERN LEYTE STATE UNIVERSITY**  
Main Campus, Sogod, Southern Leyte  
website: [www.slsuonline.edu.ph](http://www.slsuonline.edu.ph)  
email: [slsumaincampus@gmail.com](mailto:slsumaincampus@gmail.com)/  
[op@slsuonline.edu.ph](mailto:op@slsuonline.edu.ph) telefax: (053) 577-8299



# **PHILIPPINE BIDDING DOCUMENTS**

(As Harmonized with Development Partners)

Government of the Republic of the Philippines

## **COMPLETION OF HUMAN KINETICS BUILDING AT TOMAS OPPUS CAMPUS (EARLY PROCUREMENT)**

ABC - ₱13,068,000.00

Pre-bid Conference: **January 22, 2020 – 10:30 AM**  
Submission/Opening of Bids: **February 03, 2020 – 10:30 AM**

**PB-EP-2020-IP-04**

**Fifth Edition  
August 2016**

# Preface

These Philippine Bidding Documents (PBDs) for the procurement of Infrastructure Projects (hereinafter referred to also as the “Works”) through Competitive Bidding have been prepared by the Government of the Philippines (GoP) for use by all branches, agencies, departments, bureaus, offices, or instrumentalities of the Government, including government-owned and/or -controlled corporations (GOCCs), government financial institutions (GFIs), state universities and colleges (SUCs), local government units (LGUs), and autonomous regional government. The procedures and practices presented in this document have been developed through broad experience, and are for mandatory<sup>1</sup> use in projects that are financed in whole or in part by the GoP or any foreign government/foreign or international financing institution in accordance with the provisions of the 2016 Revised Implementing Rules and Regulations (IRR) of Republic Act No. 9184 (R. A. 9184).

This PBDs is intended as a model for admeasurements (unit prices or unit rates in a bill of quantities) types of contract, which are the most common in Works contracting.

The Bidding Documents shall clearly and adequately define, among others: (a) the objectives, scope, and expected outputs and/or results of the proposed contract; (b) the eligibility requirements of Bidders; (c) the expected contract duration; and (d) the obligations, duties, and/or functions of the winning bidder.

In order to simplify the preparation of the Bidding Documents for each procurement, the PBDs groups the provisions that are intended to be used unchanged (ITB) and in Section IV. General Conditions of Contract (GCC). Data and provisions specific to each procurement and contract should be included in Section III. Bid Data Sheet (BDS); Section V. Special Conditions of Contract (SCC); Section VI. Specifications; Section VII. Drawings; Section VIII. Bill of Quantities; and Section X. Foreign-Assisted Projects. The forms to be used are provided in

## Section IX. Bidding Forms.

Care should be taken to check the relevance of the provisions of the Bidding Documents against the requirements of the specific Works to be procured. In addition, each section is prepared with notes intended only as information for the Procuring Entity or the person drafting the Bidding Documents. They shall not be included in the final documents, except for the notes introducing

Section IX. Bidding Forms, where the information is useful for the Bidder. The following general directions should be observed when using the documents:

---

<sup>1</sup> Unless the Treaty or International or Executive Agreement expressly provides use of foreign government/foreign or international financing institution procurement guidelines.

- (a) All the documents listed in the Table of Contents are normally required for the procurement of Infrastructure Project. However, they should be adapted as necessary to the circumstances of the particular Project.
- (b) Specific details, such as the “name of the Procuring Entity” and “address for proposal submission,” should be furnished in the BDS and SCC. The final documents should contain neither blank spaces nor options.
- (c) This Preface and the footnotes or notes in italics included in the Invitation to Bid, BDS, SCC, Specifications, Drawings, and Bill of Quantities are not part of the text of the final document, although they contain instructions that the Procuring Entity should strictly follow. The Bidding Documents should contain no footnotes except
- (d)
- (e) Section IX. Bidding Forms since these provide important guidance to Bidders.
- (f) The cover should be modified as required to identify the Bidding Documents as to the names of the Project, Contract, and Procuring Entity, in addition to date of issue.
- (g) If modifications must be made to bidding procedures, they can be presented in the BDS. Modifications for specific Project or Contract details should be provided in the SCC as amendments to the Conditions of Contract. For easy completion, whenever reference has to be made to specific clauses in the BDS or SCC these terms shall be printed in bold type face on and Section IV. General Conditions of Contract, respectively.

# TABLE OF CONTENTS

<b>SECTION I. INVITATION TO BID .....</b>	<b>6</b>
<b>SECTION II. INSTRUCTIONS TO BIDDERS .....</b>	<b>7</b>
<b>SECTION III. BID DATA SHEET .....</b>	<b>39</b>
<b>SECTION IV. GENERAL CONDITIONS OF CONTRACT .....</b>	<b>43</b>
<b>SECTION V. SPECIAL CONDITIONS OF CONTRACT .....</b>	<b>76</b>
<b>SECTION VI. SPECIFICATIONS .....</b>	<b>80</b>
<b>SECTION VII. DRAWINGS .....</b>	<b>86</b>
<b>SECTION VIII. BILL OF QUANTITIES .....</b>	<b>83</b>
<b>SECTION IX. BIDDING FORMS .....</b>	<b>85</b>

## ***Section I. Invitation to Bid***

### **Notes on the Invitation to Bid**

The Invitation to Bid provides information that enables potential Bidders to decide whether to participate in the procurement at hand. The Invitation to Bid shall be:

- (a) Posted continuously in the Philippine Government Electronic Procurement System (PhilGEPS) website and the website of the Procuring Entity concerned, if available, and the website prescribed by the foreign government/foreign or international financing institution, if applicable, for seven (7) calendar days starting on the date of advertisement; and
- (b) Posted at any conspicuous place reserved for this purpose in the premises of the Procuring Entity concerned for seven (7) calendar days, as certified by the head of the Bids and Awards Committee (BAC) Secretariat of the Procuring Entity concerned.
- (c) Advertised at least once in a newspaper of general nationwide circulation which has been regularly published for at least two (2) years before the date of issue of the advertisement, subject to Sections 21.2.1(c) of the 2016 Revised IRR of R.A. 9184<sup>2</sup>;

Apart from the essential items listed in the Bidding Documents, the Invitation to Bid should also indicate the following:

- (a) The date of availability of the Bidding Documents, which shall be from the time the Invitation to Bid is first advertised/posted until the deadline for the submission and receipt of bids.
- (b) The place where the Bidding Documents may be acquired or the website where it may be downloaded.
- (c) The deadline for the submission and receipt of bids from the last day of posting of the Invitation to Bid; and
- (d) Any important bid evaluation criteria.

The Invitation to Bid should be incorporated into the Bidding Documents. The information contained in the Invitation to Bid must conform to the Bidding Documents and in particular to the relevant information in the BDS.

For foreign-assisted projects, the Invitation to Bid to be used is provided in Section X-Foreign-Assisted Projects.

---

<sup>2</sup> Two years after the effectivity of the 2016 Revised IRR of RA 9184 on 28 October 2016, advertisement in a newspaper of general nationwide circulation shall no longer be required. However, a Procuring Entity that cannot post its opportunities in the PhilGEPS for justifiable reasons shall continue to publish its advertisements in a newspaper of general nationwide circulation.



Republic of the Philippines  
**SOUTHERN LEYTE STATE UNIVERSITY**

Main Campus, Sogod, Southern Leyte

website: [www.slsuonline.edu.ph](http://www.slsuonline.edu.ph)

email: [slsumaincampus@gmail.com](mailto:slsumaincampus@gmail.com)/

[op@slsuonline.edu.ph](mailto:op@slsuonline.edu.ph) telefax: (053) 577-8299



## INVITATION TO BID

### COMPLETION OF HUMAN KINETICS BUILDING (EARLY PROCUREMENT)

1. The Southern Leyte State University, through the **2020 General Appropriations Act** intends to apply the sum of **Thirteen Million Sixty Eight Thousand Pesos (₱13,068.000.00)** only being the Approved Budget for the Contract (ABC) for the **Completion of Human Kinetics Building**. Bids received in excess of the ABC shall be automatically rejected at bid opening.
2. The Southern Leyte State University now invites bids for the Completion of Human Kinetics Building at SLSU Tomas Oppus Campus. Completion of work required is **Two Hundred Ten (210) calendar days**. Bidders should have completed, within one (1) year from the date of submission and receipt of bids, a contract similar to the Project. The description of an eligible bidders is contained in the Bidding Documents, particularly, in Section II. Instructions to Bidders.
3. Bidding will be conducted through open competitive bidding procedures using non-discretionary pass/fail criterion as specified in the Implementing Rules and Regulations (IRR) of Republic Act 9184 (RA 9184), otherwise known as the "Government Procurement Reform Act".

Bidding is restricted to Filipino citizens/sole proprietorships, partnerships, or organizations with at least sixty percent (60%) interest or outstanding capital stock belonging to citizens of the Philippines.

4. Interested bidders may obtain further information from Southern Leyte State University Main Campus and inspect the Bidding Documents at the address given below from 8:00am-5:00pm.
5. A complete set of Bidding Documents may be purchased by interested Bidders from the address below and upon payment of a non-refundable fee for the Bidding Documents in the amount of **Thirteen Thousand Five Hundred Pesos (₱13,500.00)**. It may also be downloaded free of charge from the website of the Philippine Government Electronic Procurement System (PhilGEPS) and the website of the Procuring Entity, provided that Bidders shall pay the nonrefundable fee for the Bidding Documents not later than the submission of their bids.
6. The Southern Leyte State University will hold a Pre-Bid Conference on **January 22, 2020- 10:30 am** at the **Conference Hall, SLSU CTE Campus, San Isidro, Tomas Oppus Southern Leyte** which shall be open to all interested parties.
7. Bids must be delivered to the address below on or before **February 03, 2020 before 10:30 in the morning** at the **BAC/Procurement Office, Administration Bldg, Southern Leyte State University Main Campus, Sogod, Southern Leyte**. All bids must be accompanied by a bid security in any of the acceptable forms and in the amount stated in ITB Clause 18.

Bids will be opened in the presence of the bidders' representatives who choose to attend at the address below. Late bids shall not be accepted.

8. The Southern Leyte State University reserves the right to accept or reject any application for eligibility or all bids for any reasonable and justifiable ground, waive any required formality therein, without thereby incurring any liability to the affected bidder or bidders and to make an award to the bidder whose proposal is deemed most advantageous to the government.
9. For further information, please refer to:

Ma. Delia Ong-Manca / Judy O. Paz/ Rissa Fe M. Yuag/Giebert G. Olais  
BAC Secretariat  
Southern Leyte State University-Main Campus  
Sogod, Southern Leyte  
Contact Nos.: 0955-871-7988, 0956-549-0615

(Sgd.) **VALERIO B. CABALO, Ph.D.**  
Chair, Bids and Awards Committee

## ***Section II. Instructions to Bidders***

### **Notes on the Instructions to Bidders**

This Section of the Bidding Documents provides the information necessary for Bidders to prepare responsive bids, in accordance with the requirements of the Procuring Entity. It also provides information on the bid submission, eligibility check, opening and evaluation of bids, and on the award of contract.

This Section also contains provisions that are to be used unchanged. Section III. Bid Data Sheet consists of provisions that supplement, amend, or specify in detail information or requirements included in this Section and which are specific to each procurement.

Matters governing the performance of the Contractor, payments under the contract, or matters affecting the risks, rights, and obligations of the parties under the contract are not normally included in this Section, but rather under Section IV. General Conditions of Contract (GCC), and/or Section V. Special Conditions of Contract (SCC). If duplication of a subject is inevitable in the other sections of the document prepared by the Procuring Entity, care must be exercised to avoid contradictions between clauses dealing with the same matter.

# TABLE OF CONTENTS

<b>A. GENERAL .....</b>	<b>10</b>
1. Scope of Bid .....	10
2. Source of Funds .....	10
3. Corrupt, Fraudulent, Collusive, Coercive, and Obstructive Practices .....	10
4. Conflict of Interest .....	10
5. Eligible Bidders.....	13
6. Bidder’s Responsibilities.....	14
7. Origin of GOODS and Services .....	17
8. Subcontracts .....	17
<b>B. CONTENTS OF BIDDING DOCUMENTS.....</b>	<b>17</b>
9. Pre-Bid Conference.....	17
10. Clarification and Amendment of Bidding Documents .....	18
<b>C. PREPARATION OF BIDS .....</b>	<b>19</b>
11. Language of Bids.....	19
12. Documents Comprising the Bid: Eligibility and Technical Components .....	19
13. Documents Comprising the Bid: Financial Component.....	21
14. Alternative Bids.....	22
15. Bid Prices.....	23
16. Bid Currencies.....	23
17. Bid Validity .....	23
18. Bid Security .....	23
19. Format and Signing of Bids .....	27
20. Sealing and Marking of Bids.....	27
<b>D. SUBMISSION AND OPENING OF BIDS.....</b>	<b>28</b>
21. Deadline for Submission of Bids .....	28
22. Late Bids.....	28
23. Modification and Withdrawal of Bids.....	28
24. Opening and Preliminary Examination of Bids.....	29
<b>E. EVALUATION AND COMPARISON OF BIDS .....</b>	<b>31</b>
25. Process to be Confidential .....	31
26. Clarification of Bids.....	31



27.	Detailed Evaluation and Comparison of Bids .....	31
28.	Post Qualification.....	32
29.	Reservation Clause .....	33
<b>F.</b>	<b>AWARD OF CONTRACT .....</b>	<b>35</b>
30.	Contract Award.....	35
31.	Signing of the Contract.....	35
32.	Performance Security.....	36
33.	Notice to Proceed .....	37
34.	Protest Mechanism.....	38

## A. General

### 1. Scope of Bid

- 1.1. The Procuring Entity named in the **BDS**, invites bids for the construction of Works, as described in **Error! Reference source not found..**
- 1.2. The name, identification, and number of lots specific to this bidding are provided in the **BDS**. The contracting strategy and basis of evaluation of lots is described in **ITB** Clause 27.
- 1.3. The successful Bidder will be expected to complete the Works by the intended completion date specified in **SCC** Clause 1.17.

### 2. Source of Funds

The Procuring Entity has a budget or received funds from the Funding Source named in the **BDS**, and in the amount indicated in the **BDS**. It intends to apply part of the funds received for the Project, as defined in the **BDS**, to cover eligible payments under the Contract for the Works.

### 3. Corrupt, Fraudulent, Collusive, Coercive, and Obstructive Practices

- 3.1. Unless otherwise specified in the **BDS**, the Procuring Entity, as well as bidders and contractors, shall observe the highest standard of ethics during the procurement and execution of the contract. In pursuance of this policy, the Funding Source:
  - (a) defines, for purposes of this provision, the terms set forth below as follows:
    - (i) "corrupt practice" means behavior on the part of officials in the public or private sectors by which they improperly and unlawfully enrich themselves, others, or induce others to do so, by misusing the position in which they are placed, and includes the offering, giving, receiving, or soliciting of anything of value to influence the action of any such official in the procurement process or in contract execution; entering, on behalf of the Procuring Entity, into any contract or transaction manifestly and grossly disadvantageous to the same, whether or not the public officer profited or will profit thereby, and similar acts as provided in Republic Act 3019;
    - (ii) "fraudulent practice" means a misrepresentation of facts in order to influence a procurement process or the execution of a contract to the detriment of the Procuring Entity, and includes collusive practices among Bidders (prior to or after Bid

submission) designed to establish bid prices at artificial, non-competitive levels and to deprive the Procuring Entity of the benefits of free and open competition;

(iii) “collusive practices” means a scheme or arrangement between two or more Bidders, with or without the knowledge of the Procuring Entity, designed to establish bid prices at artificial, non-competitive levels; and

(iv) “coercive practices” means harming or threatening to harm, directly or indirectly, persons, or their property to influence their participation in a procurement process, or affect the execution of a contract;

(v) “obstructive practice” is

(aa) deliberately destroying, falsifying, altering or concealing of evidence material to an administrative proceedings or investigation or making false statements to investigators in order to materially impede an administrative proceedings or investigation of the Procuring Entity or any foreign government/foreign or international financing institution into allegations of a corrupt, fraudulent, coercive or collusive practice; and/or threatening, harassing or intimidating any party to prevent it from disclosing its knowledge of matters relevant to the administrative proceedings or investigation or from pursuing such proceedings or investigation; or

(bb) acts intended to materially impede the exercise of the inspection and audit rights of the Procuring Entity or any foreign government/foreign or international financing institution herein.

(b) will reject a proposal for award if it determines that the Bidder recommended for award has engaged in corrupt or fraudulent practices in competing for the Contract; and

(c) will declare a firm ineligible, either indefinitely or for a stated period of time, to be awarded Contract funded by the Funding Source if it at any time determines that the firm has engaged in corrupt or fraudulent practices in competing or, or in executing, a Contract funded by the Funding Source.

3.2. Further, the Procuring Entity will seek to impose the maximum civil, administrative, and/or criminal penalties available under the applicable laws on

individuals and organizations deemed to be involved in any of the practices mentioned in **ITB** Clause 3.1(a).

- 3.3. Furthermore, the Funding Source and the Procuring Entity reserve the right to inspect and audit records and accounts of a contractor in the bidding for and performance of a contract themselves or through independent auditors as reflected in the **GCC** Clause 34.

#### 4. Conflict of Interest

- 4.1. All Bidders found to have conflicting interests shall be disqualified to participate in the procurement at hand, without prejudice to the imposition of appropriate administrative, civil, and criminal sanctions. A Bidder may be considered to have conflicting interests with another Bidder in any of the events described in paragraphs (a) through (c) and a general conflict of interest in any of the circumstances set out in paragraphs (d) through (g) below:

- (a) A Bidder has controlling shareholders in common with another Bidder;
- (b) A Bidder receives or has received any direct or indirect subsidy from any other Bidder;
- (c) A Bidder has the same legal representative as that of another Bidder for purposes of this Bid;
- (d) A Bidder has a relationship, directly or through third parties, that puts them in a position to have access to information about or influence on the bid of another Bidder or influence the decisions of the Procuring Entity regarding this bidding process;
- (e) A Bidder submits more than one bid in this bidding process. However, this does not limit the participation of subcontractors in more than one bid;
- (f) A Bidder who participated as a consultant in the preparation of the design or technical specifications of the goods and related services that are the subject of the bid; or
- (g) A Bidder who lends, or temporarily seconds, its personnel to firms or organizations which are engaged in consulting services for the preparation related to procurement for or implementation of the project, if the personnel would be involved in any capacity on the same project.

- 4.2. In accordance with Section 47 of the IRR of RA 9184, all Bidding Documents shall be accompanied by a sworn affidavit of the Bidder that it is not related to the Head of the Procuring Entity (HoPE), members of the Bids and Awards Committee (BAC), members of the Technical Working Group (TWG), members

of the BAC Secretariat, the head of the Project Management Office (PMO) or the end-user unit, and the project consultants, by consanguinity or affinity up to the third civil degree. On the part of the Bidder, this Clause shall apply to the following persons:

- (a) If the Bidder is an individual or a sole proprietorship, to the Bidder himself;
- (b) If the Bidder is a partnership, to all its officers and members;
- (c) If the Bidder is a corporation, to all its officers, directors, and controlling stockholders;
- (d) If the Bidder is a cooperative, to all its officers, directors, and controlling shareholders or members; and
- (e) If the Bidder is a joint venture (JV), the provisions of items (a), (b), (c) or (d) of this Clause shall correspondingly apply to each of the members of the said JV, as may be appropriate.

Relationship of the nature described above or failure to comply with this Clause will result in the automatic disqualification of a Bidder.

## 5. Eligible Bidders

- 5.1. Unless otherwise indicated in the BDS, the following persons shall be eligible to participate in this Bidding:
- (a) Duly licensed Filipino citizens/sole proprietorships;
  - (b) Partnerships duly organized under the laws of the Philippines and of which at least seventy five percent (75%) of the interest belongs to citizens of the Philippines;
  - (c) Corporations duly organized under the laws of the Philippines, and of which at least seventy five percent (75%) of the outstanding capital stock belongs to citizens of the Philippines;
  - (d) Cooperatives duly organized under the laws of the Philippines.
  - (e) Persons/entities forming themselves into a JV, i.e., a group of two (2) or more persons/entities that intend to be jointly and severally responsible or liable for a particular contract: Provided, however, that, in accordance with Letter of Instructions No. 630, Filipino ownership or interest of the joint venture concerned shall be at least seventy five percent (75%): Provided, further, that joint ventures in which Filipino ownership or interest is less than seventy five percent (75%) may be eligible where the structures to be built require the application of

techniques and/or technologies which are not adequately possessed by a person/entity meeting the seventy five percent (75%) Filipino ownership requirement: Provided, finally, that in the latter case, Filipino ownership or interest shall not be less than twenty five percent (25%). For this purpose, Filipino ownership or interest shall be based on the contributions of each of the members of the joint venture as specified in their JVA.

- 5.2. The Procuring Entity may also invite foreign bidders when provided for under any Treaty or International or Executive Agreement as specified in the **BDS**.
- 5.3. Government owned or controlled corporations (GOCCs) may be eligible to participate only if they can establish that they (a) are legally and financially autonomous, (b) operate under commercial law, and (c) are not attached agencies of the Procuring Entity.
- 5.4. (a) The Bidder must have an experience of having completed a Single Largest Completed Contract (SLCC) that is similar to this Project, equivalent to at least fifty percent (50%) of the ABC adjusted, if necessary, by the Bidder to current prices using the Philippine Statistics Authority (PSA) consumer price index. However, contractors under Small A and Small B categories without similar experience on the contract to be bid may be allowed to bid if the cost of such contract is not more than the Allowable Range of Contract Cost (ARCC) of their registration based on the guidelines as prescribed by the PCAB.  
  
(b) For Foreign-funded Procurement, the Procuring Entity and the foreign government/foreign or international financing institution may agree on another track record requirement, as specified in the **BDS**.

For this purpose, contracts similar to the Project shall be those described in the **BDS**.

- 5.5. The Bidder must submit a computation of its Net Financial Contracting Capacity (NFCC), which must be at least equal to the ABC to be bid, calculated as follows:

NFCC = [(Current assets minus current liabilities) (15)] minus the value of all outstanding or uncompleted portions of the projects under ongoing contracts, including awarded contracts yet to be started coinciding with the contract for this Project.

The values of the domestic bidder's current assets and current liabilities shall be based on the latest Audited Financial Statements (AFS) submitted to the BIR.

For purposes of computing the foreign bidders' NFCC, the value of the current assets and current liabilities shall be based on their audited financial statements prepared in accordance with international financial reporting standards.

## 6. Bidder's Responsibilities

- 6.1. The Bidder or its duly authorized representative shall submit a sworn statement in the form prescribed in
- 6.2.
- 6.3. Section IX. Bidding Forms as required in **ITB** Clause 12.1(b)(iii).
- 6.4. The Bidder is responsible for the following:
  - (a) Having taken steps to carefully examine all of the Bidding Documents;
  - (b) Having acknowledged all conditions, local or otherwise, affecting the implementation of the contract;
  - (c) Having made an estimate of the facilities available and needed for the contract to be bid, if any;
  - (d) Having complied with its responsibility to inquire or secure Supplemental/Bid Bulletin/s as provided under **ITB** Clause 10.4.
  - (e) Ensuring that it is not “blacklisted” or barred from bidding by the GoP or any of its agencies, offices, corporations, or LGUs, including foreign government/foreign or international financing institution whose blacklisting rules have been recognized by the GPPB;
  - (f) Ensuring that each of the documents submitted in satisfaction of the bidding requirements is an authentic copy of the original, complete, and all statements and information provided therein are true and correct;
  - (g) Authorizing the HoPE or its duly authorized representative/s to verify all the documents submitted;
  - (h) Ensuring that the signatory is the duly authorized representative of the Bidder, and granted full power and authority to do, execute and perform any and all acts necessary to participate, submit the bid, and to sign and execute the ensuing contract, accompanied by the duly notarized Special Power of Attorney, Board/Partnership Resolution, or Secretary’s Certificate, whichever is applicable;
  - (i) Complying with the disclosure provision under Section 47 of RA 9184 and its IRR in relation to other provisions of RA 3019;
  - (j) Complying with existing labor laws and standards, in the case of procurement of services. Moreover, bidder undertakes to:
    - (i) Ensure the entitlement of workers to wages, hours of work, safety and health and other prevailing conditions of work as

established by national laws, rules and regulations; or collective bargaining agreement; or arbitration award, if and when applicable.

In case there is a finding by the Procuring Entity or the DOLE of underpayment or non-payment of workers' wage and wage-related benefits, bidder agrees that the performance security or portion of the contract amount shall be withheld in favor of the complaining workers pursuant to appropriate provisions of Republic Act No. 9184 without prejudice to the institution of appropriate actions under the Labor Code, as amended, and other social legislations.

- (ii) Comply with occupational safety and health standards and to correct deficiencies, if any.

In case of imminent danger, injury or death of the worker, bidder undertakes to suspend contract implementation pending clearance to proceed from the DOLE Regional Office and to comply with Work Stoppage Order; and

- (iii) Inform the workers of their conditions of work, labor clauses under the contract specifying wages, hours of work and other benefits under prevailing national laws, rules and regulations; or collective bargaining agreement; or arbitration award, if and when applicable, through posting in two (2) conspicuous places in the establishment's premises; and

- (k) Ensuring that it did not give or pay, directly or indirectly, any commission, amount, fee, or any form of consideration, pecuniary or otherwise, to any person or official, personnel or representative of the;

Failure to observe any of the above responsibilities shall be at the risk of the Bidder concerned.

6.5. The Bidder, by the act of submitting its bid, shall be deemed to have inspected the site, determined the general characteristics of the contract works and the conditions for this Project and examine all instructions, forms, terms, and project requirements in the Bidding Documents.

6.6. It shall be the sole responsibility of the prospective bidder to determine and to satisfy itself by such means as it considers necessary or desirable as to all matters pertaining to this Project, including: (a) the location and the nature of the contract, project, or work; (b) climatic conditions; (c) transportation facilities; (c) nature and condition of the terrain, geological conditions at the site communication facilities, requirements, location and availability of construction aggregates and other materials, labor, water, electric power and access roads;



and (d) other factors that may affect the cost, duration and execution or implementation of the contract, project, or work.

- 6.7. The Procuring Entity shall not assume any responsibility regarding erroneous interpretations or conclusions by the prospective or eligible bidder out of the data furnished by the procuring entity. However, the Procuring Entity shall ensure that all information in the Bidding Documents, including supplemental/bid bulletins issued are correct and consistent.
- 6.8. Before submitting their bids, the Bidders are deemed to have become familiar with all existing laws, decrees, ordinances, acts and regulations of the Philippines which may affect the contract in any way.
- 6.9. The Bidder shall bear all costs associated with the preparation and submission of his bid, and the Procuring Entity will in no case be responsible or liable for those costs, regardless of the conduct or outcome of the bidding process.
- 6.10. The Bidder should note that the Procuring Entity will accept bids only from those that have paid the applicable fee for the Bidding Documents at the office indicated in the Invitation to Bid.

## 7. Origin of Goods and Services

There is no restriction on the origin of Goods, or Contracting of Works or Services other than those prohibited by a decision of the United Nations Security Council taken under Chapter VII of the Charter of the United Nations.

## 8. Subcontracts

- 8.1. Unless otherwise specified in the **BDS**, the Bidder may subcontract portions of the Works to an extent as may be approved by the Procuring Entity and stated in the **BDS**. However, subcontracting of any portion shall not relieve the Bidder from any liability or obligation that may arise from the contract for this Project.
- 8.2. Subcontractors must submit the documentary requirements under **ITB** Clause 12 and comply with the eligibility criteria specified in the **BDS**. In the event that any subcontractor is found by the Procuring Entity to be ineligible, the subcontracting of such portion of the Works shall be disallowed.
- 8.3. The Bidder may identify the subcontractor to whom a portion of the Works will be subcontracted at any stage of the bidding process or during contract implementation. If the Bidder opts to disclose the name of the subcontractor during bid submission, the Bidder shall include the required documents as part of the technical component of its bid.

## B. Contents of Bidding Documents

### 9. Pre-Bid Conference

- 9.1. (a) If so specified in the **BDS**, a pre-bid conference shall be held at the venue and on the date indicated therein, to clarify and address the Bidders' questions on the technical and financial components of this Project.
- (b) The pre-bid conference shall be held at least twelve (12) calendar days before the deadline for the submission of and receipt of bids, but not earlier than seven (7) calendar days from the posting of the Invitation to Bid/Bidding Documents in the PhilGEPs website. If the Procuring Entity determines that, by reason of the method, nature, or complexity of the contract to be bid, or when international participation will be more advantageous to the GoP, a longer period for the preparation of bids is necessary, the pre-bid conference shall be held at least thirty (30) calendar days before the deadline for the submission and receipt of bids, as specified in the **BDS**.
- 9.2. Bidders are encouraged to attend the pre-bid conference to ensure that they fully understand the Procuring Entity's requirements. Non-attendance of the Bidder will in no way prejudice its bid; however, the Bidder is expected to know the changes and/or amendments to the Bidding Documents as recorded in the minutes of the pre-bid conference and the Supplemental/Bid Bulletin. The minutes of the pre-bid conference shall be recorded and prepared not later than five (5) calendar days after the pre-bid conference. The minutes shall be made available to prospective bidders not later than five (5) days upon written request.
- 9.3. Decisions of the BAC amending any provision of the bidding documents shall be issued in writing through a Supplemental/Bid Bulletin at least seven (7) calendar days before the deadline for the submission and receipt of bids.

### 10. Clarification and Amendment of Bidding Documents

- 10.1. Prospective bidders may request for clarification(s) on and/or interpretation of any part of the Bidding Documents. Such a request must be in writing and submitted to the Procuring Entity at the address indicated in the **BDS** at least ten (10) calendar days before the deadline set for the submission and receipt of Bids.
- 10.2. The BAC shall respond to the said request by issuing a Supplemental/Bid Bulletin, to be made available to all those who have properly secured the Bidding Documents, at least seven (7) calendar days before the deadline for the submission and receipt of Bids.
- 10.3. Supplemental/Bid Bulletins may also be issued upon the Procuring Entity's initiative for purposes of clarifying or modifying any provision of the Bidding

Documents not later than seven (7) calendar days before the deadline for the submission and receipt of Bids. Any modification to the Bidding Documents shall be identified as an amendment.

- 10.4. Any Supplemental/Bid Bulletin issued by the BAC shall also be posted in the PhilGEPS and the website of the Procuring Entity concerned, if available, and at any conspicuous place in the premises of the Procuring Entity concerned. It shall be the responsibility of all Bidders who have properly secured the Bidding Documents to inquire and secure Supplemental/Bid Bulletins that may be issued by the BAC. However, Bidders who have submitted bids before the issuance of the Supplemental/Bid Bulletin must be informed and allowed to modify or withdraw their bids in accordance with **ITB** Clause 23.

### **C. Preparation of Bids**

#### **11. Language of Bids**

The eligibility requirements or statements, the bids, and all other documents to be submitted to the BAC must be in English. If the eligibility requirements or statements, the bids, and all other documents submitted to the BAC are in foreign language other than English, it must be accompanied by a translation of the documents in English. The documents shall be translated by the relevant foreign government agency, the foreign government agency authorized to translate documents, or a registered translator in the foreign bidder's country; and shall be authenticated by the appropriate Philippine foreign service establishment/post or the equivalent office having jurisdiction over the foreign bidder's affairs in the Philippines. The English translation shall govern, for purposes of interpretation of the bid.

#### **12. Documents Comprising the Bid: Eligibility and Technical Components**

12.1. Unless otherwise indicated in the **BDS**, the first envelope shall contain the following eligibility and technical documents:

- (a) Eligibility Documents –

Class "A" Documents

- (i) PhilGEPS Certificate of Registration and Membership in accordance with Section 8.5.2 of the IRR, except for foreign bidders participating in the procurement by a Philippine Foreign Service Office or Post, which shall submit their eligibility documents under Section 23.1 of the IRR, provided, that the winning bidder shall register with the PhilGEPS in accordance with Section 37.1.4 of the IRR;

- (ii) Statement of all its ongoing government and private contracts, including contracts awarded but not yet started, if any, whether similar or not similar in nature and complexity to the contract to be bid; and

Statement of the Bidder's SLCC similar to the contract to be bid, in accordance with ITB Clause 5.4.

The two statements required shall indicate for each contract the following:

- (ii.1) name of the contract;
- (ii.2) date of the contract;
- (ii.3) contract duration;
- (ii.4) owner's name and address;
- (ii.5) nature of work;
- (ii.6) contractor's role (whether sole contractor, subcontractor, or partner in a JV) and percentage of participation;
- (ii.7) total contract value at award;
- (ii.8) date of completion or estimated completion time;
- (ii.9) total contract value at completion, if applicable;
- (ii.10) percentages of planned and actual accomplishments, if applicable; and
- (ii.11) value of outstanding works, if applicable.

The statement of the Bidder's SLCC shall be supported by the Notice of Award and/or Notice to Proceed, Project Owner's Certificate of Final Acceptance issued by the Owner other than the Contractor or the Constructors Performance Evaluation System (CPES) Final Rating, which must be at least satisfactory. In case of contracts with the private sector, an equivalent document shall be submitted;

- (iii) Unless otherwise provided in the **BDS**, a valid special PCAB License in case of joint ventures, and registration for the type and cost of the contract for this Project; and
- (iv) NFCC computation in accordance with ITB Clause 5.5.

Class “B” Documents

(v) If applicable, Joint Venture Agreement (JVA) in accordance with RA 4566.

(b) Technical Documents –

(i) Bid security in accordance with **ITB** Clause 18. If the Bidder opts to submit the bid security in the form of:

(i.1) a bank draft/guarantee or an irrevocable letter of credit issued by a foreign bank, it shall be accompanied by a confirmation from a Universal or Commercial Bank; or

(i.2) a surety bond accompanied by a certification coming from the Insurance Commission that the surety or insurance company is authorized to issue such instruments.

(ii) Project Requirements, which shall include the following:

(ii.1) Organizational chart for the contract to be bid;

(ii.2) List of contractor’s personnel (*e.g.*, Project Manager, Project Engineers, Materials Engineers, and Foremen), to be assigned to the contract to be bid, with their complete qualification and experience data. These personnel must meet the required minimum years of experience set in the **BDS**; and

(ii.3) List of contractor’s major equipment units, which are owned, leased, and/or under purchase agreements, supported by proof of ownership, certification of availability of equipment from the equipment lessor/vendor for the duration of the project, as the case may be, which must meet the minimum requirements for the contract set in the **BDS**; and

(iii) Sworn statement in accordance with Section 25.3 of the IRR of RA 9184 and using the form prescribed in

(iv)

(v) Section IX. Bidding Forms.

### 13. Documents Comprising the Bid: Financial Component

- 13.1. Unless otherwise stated in the **BDS**, the financial component of the bid shall contain the following:
- (a) Financial Bid Form, which includes bid prices and the bill of quantities, in accordance with **ITB** Clauses 15.1 and 15.3; and
  - (b) Any other document related to the financial component of the bid as stated in the **BDS**.
- 13.2. (a) Unless otherwise stated in the **BDS**, all Bids that exceed the ABC shall not be accepted.
- (b) Unless otherwise indicated in the **BDS**, for foreign-funded procurement, a ceiling may be applied to bid prices provided the following conditions are met:
- (i) Bidding Documents are obtainable free of charge on a freely accessible website. If payment of Bidding Documents is required by the procuring entity, payment could be made upon the submission of bids.
  - (ii) The procuring entity has procedures in place to ensure that the ABC is based on recent estimates made by the engineer or the responsible unit of the procuring entity and that the estimates are based on adequate detailed engineering (in the case of infrastructure projects) and reflect the quality, supervision and risk and inflationary factors, as well as prevailing market prices, associated with the types of works or goods to be procured.
  - (iii) The procuring entity has trained cost estimators on estimating prices and analyzing bid variances. In the case of infrastructure projects, the procuring entity must also have trained quantity surveyors.
  - (iv) The procuring entity has established a system to monitor and report bid prices relative to ABC and engineer's/procuring entity's estimate.
  - (v) The procuring entity has established a monitoring and evaluation system for contract implementation to provide a feedback on actual total costs of goods and works.

## 14. Alternative Bids

- 14.1. Alternative Bids shall be rejected. For this purpose, alternative bid is an offer made by a Bidder in addition or as a substitute to its original bid which may be included as part of its original bid or submitted separately therewith for purposes of bidding. A bid with options is considered an alternative bid

regardless of whether said bid proposal is contained in a single envelope or submitted in two (2) or more separate bid envelopes.

- 14.2. Bidders shall submit offers that comply with the requirements of the Bidding Documents, including the basic technical design as indicated in the drawings and specifications. Unless there is a value engineering clause in the **BDS**, alternative bids shall not be accepted.
- 14.3. Each Bidder shall submit only one Bid, either individually or as a partner in a JV. A Bidder who submits or participates in more than one bid (other than as a subcontractor if a subcontractor is permitted to participate in more than one bid) will cause all the proposals with the Bidder's participation to be disqualified. This shall be without prejudice to any applicable criminal, civil and administrative penalties that may be imposed upon the persons and entities concerned.

## 15. Bid Prices

- 15.1. The contract shall be for the whole Works, as described in **ITB** Clause 1.1, based on the priced Bill of Quantities submitted by the Bidder.
- 15.2. The Bidder shall fill in rates and prices for all items of the Works described in the Bill of Quantities. Bids not addressing or providing all of the required items in the Bidding Documents including, where applicable, Bill of Quantities, shall be considered non-responsive and, thus, automatically disqualified. In this regard, where a required item is provided, but no price is indicated, the same shall be considered as non-responsive, but specifying a zero (0) or a dash (-) for the said item would mean that it is being offered for free to the Government, except those required by law or regulations to be provided for.
- 15.3. All duties, taxes, and other levies payable by the Contractor under the Contract, or for any other cause, prior to the deadline for submission of bids, shall be included in the rates, prices, and total bid price submitted by the Bidder.
- 15.4. All bid prices for the given scope of work in the contract as awarded shall be considered as fixed prices, and therefore not subject to price escalation during contract implementation, except under extraordinary circumstances as specified in GCC Clause 48. Upon the recommendation of the Procuring Entity, price escalation may be allowed in extraordinary circumstances as may be determined by the National Economic and Development Authority in accordance with the Civil Code of the Philippines, and upon approval by the GPPB. Furthermore, in cases where the cost of the awarded contract is affected by any applicable new laws, ordinances, regulations, or other acts of the GoP, promulgated after the date of bid opening, a contract price adjustment shall be made or appropriate relief shall be applied on a no loss-no gain basis.

## 16. Bid Currencies

- 16.1. All bid prices shall be quoted in Philippine Pesos unless otherwise provided in the **BDS**. However, for purposes of bid evaluation, bids denominated in foreign currencies shall be converted to Philippine currency based on the exchange rate prevailing on the day of the Bid Opening.
- 16.2. If so allowed in accordance with **ITB** Clause 16.1, the Procuring Entity for purposes of bid evaluation and comparing the bid prices will convert the amounts in various currencies in which the bid price is expressed to Philippine Pesos at the exchange rate as published in the *Bangko Sentral ng Pilipinas* (BSP) reference rate bulletin on the day of the bid opening.
- 16.3. Unless otherwise specified in the **BDS**, payment of the contract price shall be made in Philippine Pesos.

## 17. Bid Validity

- 17.1. Bids shall remain valid for the period specified in the **BDS** which shall not exceed one hundred twenty (120) calendar days from the date of the opening of bids.
- 17.2. In exceptional circumstances, prior to the expiration of the bid validity period, the Procuring Entity may request Bidders to extend the period of validity of their bids. The request and the responses shall be made in writing. The bid security described in **ITB** Clause 18 should also be extended corresponding to the extension of the bid validity period at the least. A Bidder may refuse the request without forfeiting its bid security, but his bid shall no longer be considered for further evaluation and award. A Bidder granting the request shall not be required or permitted to modify its bid.

## 18. Bid Security

- 18.1. The Bidder shall submit a Bid Securing Declaration or any form of Bid Security in an amount stated in the **BDS**, which shall be not less than the percentage of the ABC in accordance with the following schedule:

Form of Bid Security	Amount of Bid Security (Not less than the Percentage of the ABC)
(a) Cash or cashier's/manager's check issued by a Universal or Commercial Bank.  <i>For biddings conducted by LGUs, the cashier's/manager's check may be issued by other banks certified by the BSP as authorized to issue such financial instrument.</i>	Two percent (2%)



<p>(b) Bank draft/guarantee or irrevocable letter of credit issued by a Universal or Commercial Bank: Provided, however, that it shall be confirmed or authenticated by a Universal or Commercial Bank, if issued by a foreign bank.</p> <p><i>For biddings conducted by LGUs, the Bank Draft/ Guarantee, or irrevocable letter of credit may be issued by other banks certified by the BSP as authorized to issue such financial instrument.</i></p>	
<p>(c) Surety bond callable upon demand issued by a surety or insurance company duly certified by the Insurance Commission as authorized to issue such security; and/or</p>	<p>Five percent (5%)</p>

The Bid Securing Declaration mentioned above is an undertaking which states, among others, that the Bidder shall enter into contract with the procuring entity and furnish the performance security required under ITB Clause 32.2, within ten (10) calendar days from receipt of the Notice of Award, and commits to pay the corresponding amount as fine, and be suspended for a period of time from being qualified to participate in any government procurement activity in the event it violates any of the conditions stated therein as provided in the guidelines issued by the GPPB.

- 18.2. The bid security should be valid for the period specified in the **BDS**. Any bid not accompanied by an acceptable bid security shall be rejected by the Procuring Entity as non-responsive.
- 18.3. No bid securities shall be returned to Bidders after the opening of bids and before contract signing, except to those that failed or declared as post-disqualified, upon submission of a written waiver of their right to file a request for reconsideration and/or protest, or lapse of the reglementary period without having filed a request for reconsideration or protest. Without prejudice on its forfeiture, Bid Securities shall be returned only after the Bidder with the Lowest Calculated Responsive Bid (LCRB) has signed the contract and furnished the Performance Security, but in no case later than the expiration of the Bid Security validity period indicated in **ITB** Clause 18.2.

18.4. Upon signing and execution of the contract, pursuant to **ITB** Clause 31, and the posting of the performance security, pursuant to **ITB** Clause 32, the successful Bidder's Bid Security will be discharged, but in no case later than the Bid Security validity period as indicated in **ITB** Clause 18.2.

18.5. The bid security may be forfeited:

- (a) if a Bidder:
  - (i) withdraws its bid during the period of bid validity specified in **ITB** Clause 17;
  - (ii) does not accept the correction of errors pursuant to **ITB** Clause 27.3(b);
  - (iii) has a finding against the veracity of the required documents submitted in accordance with **ITB** Clause 28.2;
  - (iv) submission of eligibility requirements containing false information or falsified documents;
  - (v) submission of bids that contain false information or falsified documents, or the concealment of such information in the bids in order to influence the outcome of eligibility screening or any other stage of the public bidding;
  - (vi) allowing the use of one's name, or using the name of another for purposes of public bidding;
  - (vii) withdrawal of a bid, or refusal to accept an award, or enter into contract with the Government without justifiable cause, after the Bidder had been adjudged as having submitted the LCRB;
  - (viii) refusal or failure to post the required performance security within the prescribed time;
  - (ix) refusal to clarify or validate in writing its bid during post-qualification within a period of seven (7) calendar days from receipt of the request for clarification;
  - (x) any documented attempt by a Bidder to unduly influence the outcome of the bidding in his favor;
  - (xi) failure of the potential joint venture partners to enter into the joint venture after the bid is declared successful; or
  - (xii) all other acts that tend to defeat the purpose of the competitive bidding, such as habitually withdrawing from bidding, submitting

late Bids or patently insufficient bid, for at least three (3) times within a year, except for valid reasons.

- (b) if the successful Bidder:
  - (i) fails to sign the contract in accordance with **ITB** Clause 31;
  - (ii) fails to furnish performance security in accordance with **ITB** Clause 32.

## 19. Format and Signing of Bids

Bidders shall submit their bids through their duly authorized representative using the appropriate forms provided in Section IX. Bidding Forms on or before the deadline specified in the **ITB** Clause 21 in two (2) separate sealed bid envelopes, and which shall be submitted simultaneously. The first shall contain the technical component of the bid, including the eligibility requirements under **ITB** Clause 12.1, and the second shall contain the financial component of the bid. This shall also be observed for each lot in the case of lot procurement.

- 19.2 Forms as mentioned in **ITB** Clause 0 must be completed without any alterations to their format, and no substitute form shall be accepted. All blank spaces shall be filled in with the information requested.
- 19.3 The Bidder shall prepare and submit an original of the first and second envelopes as described in **ITB** Clauses 12 and 13. In addition, the Bidder shall submit copies of the first and second envelopes. In the event of any discrepancy between the original and the copies, the original shall prevail.
- 19.4 Each and every page of the Bid Form, including the Bill of Quantities, under Section IX hereof, shall be signed by the duly authorized representative/s of the Bidder. Failure to do so shall be a ground for the rejection of the bid.
- 19.5 Any interlineations, erasures, or overwriting shall be valid only if they are signed or initialed by the duly authorized representative/s of the Bidder.

## 20. Sealing and Marking of Bids

- 20.1. Bidders shall enclose their original eligibility and technical documents described in **ITB** Clause 12, in one sealed envelope marked "ORIGINAL - TECHNICAL COMPONENT," and the original of their financial component in another sealed envelope marked "ORIGINAL - FINANCIAL COMPONENT," sealing them all in an outer envelope marked "ORIGINAL BID."
- 20.2. Each copy of the first and second envelopes shall be similarly sealed duly marking the inner envelopes as "COPY NO. \_\_\_\_ - TECHNICAL COMPONENT" and "COPY NO. \_\_\_\_ - FINANCIAL COMPONENT" and the outer envelope as "COPY

NO. \_\_\_\_,” respectively. These envelopes containing the original and the copies shall then be enclosed in one single envelope.

- 20.3. The original and the number of copies of the bid as indicated in the **BDS** shall be typed or written in ink and shall be signed by the Bidder or its duly authorized representative/s.
- 20.4. All envelopes shall:
- (a) contain the name of the contract to be bid in capital letters;
  - (b) bear the name and address of the Bidder in capital letters;
  - (c) be addressed to the Procuring Entity’s BAC in accordance with **ITB** Clause 20.1;
  - (d) bear the specific identification of this bidding process indicated in the **ITB** Clause 1.2; and
  - (e) bear a warning “DO NOT OPEN BEFORE...” the date and time for the opening of bids, in accordance with **ITB** Clause 21.
- 20.5. Bid envelopes that are not properly sealed and marked, as required in the bidding documents, shall not be rejected, but the Bidder or its duly authorized representative shall acknowledge such condition of the bid as submitted. The BAC or the Procuring Entity shall assume no responsibility for the misplacement of the contents of the improperly sealed or marked bid, or for its premature opening.

## D. Submission and Opening of Bids

### 21. Deadline for Submission of Bids

Bids must be received by the Procuring Entity’s BAC at the address and on or before the date and time indicated in the **BDS**.

### 22. Late Bids

Any bid submitted after the deadline for submission and receipt of bids prescribed by the Procuring Entity, pursuant to **ITB** Clause 21, shall be declared “Late” and shall not be accepted by the Procuring Entity. The BAC shall record in the minutes of Bid Submission and Opening, the Bidder’s name, its representative and the time the late bid was submitted.

### 23. Modification and Withdrawal of Bids

23.1. The Bidder may modify its bid after it has been submitted; provided that the modification is received by the Procuring Entity prior to the deadline prescribed

for submission and receipt of bids. The Bidder shall not be allowed to retrieve its original bid, but shall be allowed to submit another bid equally sealed and properly identified in accordance with Clause 20, linked to its original bid marked as “TECHNICAL MODIFICATION” or “FINANCIAL MODIFICATION” and stamped “received” by the BAC. Bid modifications received after the applicable deadline shall not be considered and shall be returned to the Bidder unopened.

- 23.2. A Bidder may, through a Letter of Withdrawal, withdraw its bid after it has been submitted, for valid and justifiable reason; provided that the Letter of Withdrawal is received by the Procuring Entity prior to the deadline prescribed for submission and receipt of bids. The Letter of Withdrawal must be executed by the authorized representative of the Bidder identified in the Omnibus Sworn Statement, a copy of which should be attached to the letter.
- 23.3. Bids requested to be withdrawn in accordance with **ITB** Clause 23.1 shall be returned unopened to the Bidders. A Bidder, who has acquired the bidding documents may also express its intention not to participate in the bidding through a letter which should reach and be stamped by the BAC before the deadline for submission and receipt of bids. A Bidder that withdraws its bid shall not be permitted to submit another bid, directly or indirectly, for the same contract.
- 23.4. No bid may be modified after the deadline for submission of bids. No bid may be withdrawn in the interval between the deadline for submission of bids and the expiration of the period of bid validity specified by the Bidder on the Financial Bid Form. Withdrawal of a bid during this interval shall result in the forfeiture of the Bidder’s bid security, pursuant to **ITB** Clause 18.5, and the imposition of administrative, civil, and criminal sanctions as prescribed by RA 9184 and its IRR.

## 24. Opening and Preliminary Examination of Bids

- 24.1. The BAC shall open the Bids in public, immediately after the deadline for the submission and receipt of bids in public, as specified in the **BDS**. In case the Bids cannot be opened as scheduled due to justifiable reasons, the BAC shall take custody of the Bids submitted and reschedule the opening of Bids on the next working day or at the soonest possible time through the issuance of a Notice of Postponement to be posted in the PhilGEPS website and the website of the Procuring Entity concerned.
- 24.2. Unless otherwise specified in the BDS, the BAC shall open the first bid envelopes and determine each Bidder’s compliance with the documents prescribed in **ITB** Clause 12, using a non-discretionary “pass/fail” criterion. If a Bidder submits the required document, it shall be rated “passed” for that particular requirement. In this regard, bids that fail to include any requirement or are incomplete or patently insufficient shall be considered as “failed”. Otherwise, the BAC shall rate the said first bid envelope as “passed”.

- 24.3. Unless otherwise specified in the **BDS**, immediately after determining compliance with the requirements in the first envelope, the BAC shall forthwith open the second bid envelope of each remaining eligible Bidder whose first bid envelope was rated “passed.” The second envelope of each complying Bidder shall be opened within the same day. In case one or more of the requirements in the second envelope of a particular bid is missing, incomplete or patently insufficient, and/or if the submitted total bid price exceeds the ABC unless otherwise provided in **ITB** Clause 13.2, the BAC shall rate the bid concerned as “failed.” Only bids that are determined to contain all the bid requirements for both components shall be rated “passed” and shall immediately be considered for evaluation and comparison.
- 24.4. Letters of Withdrawal shall be read out and recorded during bid opening, and the envelope containing the corresponding withdrawn bid shall be returned to the Bidder unopened.
- 24.5. All members of the BAC who are present during bid opening shall initial every page of the original copies of all bids received and opened.
- 24.6. In the case of an eligible foreign bidder as described in **ITB** Clause 5, the following Class “A” Documents may be substituted with the appropriate equivalent documents, if any, issued by the country of the foreign bidder concerned, which shall likewise be uploaded and maintained in the PhilGEPS in accordance with Section 8.5.2 of the IRR.:
- a) Registration certificate from the Securities and Exchange Commission (SEC), Department of Trade and Industry (DTI) for sole proprietorship, or CDA for cooperatives;
  - b) Mayor’s/Business permit issued by the local government where the principal place of business of the Bidder is located; and
  - c) Audited Financial Statements showing, among others, the prospective Bidder’s total and current assets and liabilities stamped “received” by the Bureau of Internal Revenue or its duly accredited and authorized institutions, for the preceding calendar year which should not be earlier than two years from the date of bid submission.
- 24.7. Each partner of a joint venture agreement shall likewise submit the document required in **ITB** Clause 12.1(a)(i). Submission of documents required under **ITB** Clauses 12.1(a)(ii) to 12.1(a)(iv) by any of the joint venture partners constitutes compliance.
- 24.8. The Procuring Entity shall prepare the minutes of the proceedings of the bid opening that shall include, as a minimum: (a) names of Bidders, their bid price (per lot, if applicable, and/or including discount, if any), bid security, findings of preliminary examination, and whether there is a withdrawal or modification;

and (b) attendance sheet. The BAC members shall sign the abstract of bids as read.

- 24.8. The Bidders or their duly authorized representatives may attend the opening of bids. The BAC shall ensure the integrity, security, and confidentiality of all submitted bids. The Abstract of Bids as read and the minutes of the Bid Opening shall be made available to the public upon written request and payment of a specified fee to recover cost of materials.
- 24.9 To ensure transparency and accurate representation of the bid submission, the BAC Secretariat shall notify in writing all Bidders whose bids it has received through its PhilGEPS-registered physical address or official e-mail address. The notice shall be issued within seven (7) calendar days from the date of the bid opening.

## E. Evaluation and Comparison of Bids

### 25. Process to be Confidential

- 25.1. Members of the BAC, including its staff and personnel, as well as its Secretariat and TWG, are prohibited from making or accepting any kind of communication with any Bidder regarding the evaluation of their bids until the issuance of the Notice of Award, unless otherwise allowed in the case of **ITB** Clause 26.
- 25.2. Any effort by a Bidder to influence the Procuring Entity in the Procuring Entity's decision in respect of bid evaluation, bid comparison or contract award will result in the rejection of the Bidder's bid.

### 26. Clarification of Bids

To assist in the evaluation, comparison and post-qualification of the bids, the Procuring Entity may ask in writing any Bidder for a clarification of its bid. All responses to requests for clarification shall be in writing. Any clarification submitted by a Bidder in respect to its bid and that is not in response to a request by the Procuring Entity shall not be considered

### 27. Detailed Evaluation and Comparison of Bids

- 27.1. The Procuring Entity will undertake the detailed evaluation and comparison of Bids which have passed the opening and preliminary examination of Bids, pursuant to **ITB** Clause 24, in order to determine the Lowest Calculated Bid.
- 27.2. The Lowest Calculated Bid shall be determined in two steps:
  - (a) The detailed evaluation of the financial component of the bids, to establish the correct calculated prices of the bids; and

- (b) The ranking of the total bid prices as so calculated from the lowest to highest. The bid with the lowest price shall be identified as the Lowest Calculated Bid.
- 27.3. The Procuring Entity's BAC shall immediately conduct a detailed evaluation of all bids rated "passed," using non-discretionary "pass/fail" criterion. The BAC shall consider the following in the evaluation of bids:
- (a) Completeness of the bid. Unless the **BDS** allows partial bids, bids not addressing or providing all of the required items in the Schedule of Requirements including, where applicable, bill of quantities, shall be considered non-responsive and, thus, automatically disqualified. In this regard, where a required item is provided, but no price is indicated, the same shall be considered as non-responsive, but specifying a zero (0) or a dash (-) for the said item would mean that it is being offered for free to the Procuring Entity, except those required by law or regulations to be provided for; and
- (b) Arithmetical corrections. Consider computational errors and omissions to enable proper comparison of all eligible bids. It may also consider bid modifications. Any adjustment shall be calculated in monetary terms to determine the calculated prices.
- 27.4. Based on the detailed evaluation of bids, those that comply with the above-mentioned requirements shall be ranked in the ascending order of their total calculated bid prices, as evaluated and corrected for computational errors, discounts and other modifications, to identify the Lowest Calculated Bid. Total calculated bid prices, as evaluated and corrected for computational errors, discounts and other modifications, which exceed the ABC shall not be considered, unless otherwise indicated in the **BDS**.
- 27.5. The Procuring Entity's evaluation of bids shall be based on the bid price quoted in the Bid Form, which includes the Bill of Quantities.
- 27.6. Bids shall be evaluated on an equal footing to ensure fair competition. For this purpose, all Bidders shall be required to include in their bids the cost of all taxes, such as, but not limited to, value added tax (VAT), income tax, local taxes, and other fiscal levies and duties which shall be itemized in the bid form and reflected in the detailed estimates. Such bids, including said taxes, shall be the basis for bid evaluation and comparison.
- 27.7. If so indicated pursuant to **ITB** Clause 1.2. Bids are being invited for individual lots or for any combination thereof, provided that all Bids and combinations of Bids shall be received by the same deadline and opened and evaluated simultaneously so as to determine the bid or combination of bids offering the lowest calculated cost to the Procuring Entity. Bid prices quoted shall correspond to all of the requirements specified for each lot. Bid Security as



required by **ITB** Clause 18 shall be submitted for each contract (lot) separately. The basis for evaluation of lots is specified in **BDS** Clause 27.3.

## 28. Post Qualification

28.1. The BAC shall determine to its satisfaction whether the Bidder that is evaluated as having submitted the Lowest Calculated Bid complies with and is responsive to all the requirements and conditions specified in **ITB** Clauses 5, 12, and 13.

28.2. Within a non-extendible period of five (5) calendar days from receipt by the Bidder of the notice from the BAC that it submitted the Lowest Calculated Bid, the Bidder shall submit its latest income and business tax returns filed and paid through the BIR Electronic Filing and Payment System (eFPS) and other appropriate licenses and permits required by law and stated in the **BDS**.

Failure to submit any of the post-qualification requirements on time, or a finding against the veracity thereof, shall disqualify the Bidder for award. Provided in the event that a finding against the veracity of any of the documents submitted is made, it shall cause the forfeiture of the bid security in accordance with Section 69 of the IRR of RA 9184.

28.3. The determination shall be based upon an examination of the documentary evidence of the Bidder's qualifications submitted pursuant to **ITB** Clauses 12 and 13, as well as other information as the Procuring Entity deems necessary and appropriate, using a non-discretionary "pass/fail" criterion, which shall be completed within a period of twelve (12) calendar days.

28.4. If the BAC determines that the Bidder with the Lowest Calculated Bid passes all the criteria for post-qualification, it shall declare the said bid as the LCRB, and recommend to the HoPE the award of contract to the said Bidder at its submitted price or its calculated bid price, whichever is lower, subject to **ITB** Clause 30.3.

28.5. A negative determination shall result in rejection of the Bidder's bid, in which event the Procuring Entity shall proceed to the next Lowest Calculated Bid, with a fresh period to make a similar determination of that Bidder's capabilities to perform satisfactorily. If the second Bidder, however, fails the post qualification, the procedure for post qualification shall be repeated for the Bidder with the next Lowest Calculated Bid, and so on until the LCRB is determined for recommendation of contract award.

28.6. Within a period not exceeding fifteen (15) calendar days from the determination by the BAC of the LCRB and the recommendation to award the contract, the HoPE or his duly authorized representative shall approve or disapprove the said recommendation.

- 28.7. In the event of disapproval, which shall be based on valid, reasonable, and justifiable grounds as provided for under Section 41 of the IRR of RA 9184, the HoPE shall notify the BAC and the Bidder in writing of such decision and the grounds for it. When applicable, the BAC shall conduct a post-qualification of the Bidder with the next Lowest Calculated Bid. A request for reconsideration may be filed by the Bidder with the HoPE in accordance with Section 37.1.3 of the IRR of RA 9184.

## 29. Reservation Clause

- 29.1. Notwithstanding the eligibility or post-qualification of a Bidder, the Procuring Entity concerned reserves the right to review its qualifications at any stage of the procurement process if it has reasonable grounds to believe that a misrepresentation has been made by the said Bidder, or that there has been a change in the Bidder's capability to undertake the project from the time it submitted its eligibility requirements. Should such review uncover any misrepresentation made in the eligibility and bidding requirements, statements or documents, or any changes in the situation of the Bidder which will affect its capability to undertake the project so that it fails the preset eligibility or bid evaluation criteria, the Procuring Entity shall consider the said Bidder as ineligible and shall disqualify it from submitting a bid or from obtaining an award or contract.
- 29.2. Based on the following grounds, the Procuring Entity reserves the right to reject any and all Bids, declare a Failure of Bidding at any time prior to the contract award, or not to award the contract, without thereby incurring any liability, and make no assurance that a contract shall be entered into as a result of the bidding:
- (a) If there is *prima facie* evidence of collusion between appropriate public officers or employees of the Procuring Entity, or between the BAC and any of the Bidders, or if the collusion is between or among the Bidders themselves, or between a Bidder and a third party, including any act which restricts, suppresses or nullifies or tends to restrict, suppress or nullify competition;
  - (b) If the Procuring Entity's BAC is found to have failed in following the prescribed bidding procedures; or
  - (c) For any justifiable and reasonable ground where the award of the contract will not redound to the benefit of the GOP as follows:
    - (i) If the physical and economic conditions have significantly changed so as to render the project no longer economically, financially or technically feasible as determined by the HoPE;

- (ii) If the project is no longer necessary as determined by the HoPE; and
- (iii) If the source of funds for the project has been withheld or reduced through no fault of the Procuring Entity.

29.3. In addition, the Procuring Entity may likewise declare a failure of bidding when:

- (a) No bids are received;
- (b) All prospective Bidders are declared ineligible;
- (c) All bids fail to comply with all the bid requirements, fail post-qualification; or
- (d) The Bidder with the LCRB refuses, without justifiable cause, to accept the award of contract, and no award is made in accordance with Section 40 of the IRR of RA 9184.

## F. Award of Contract

### 30. Contract Award

- 30.1. Subject to **ITB** Clause 28, the HoPE or its duly authorized representative shall award the contract to the Bidder whose bid has been determined to be the LCRB.
- 30.2. Prior to the expiration of the period of bid validity, the Procuring Entity shall notify the successful Bidder in writing that its bid has been accepted, through a Notice of Award duly received by the Bidder or its representative personally or by registered mail or electronically, receipt of which must be confirmed in writing within two (2) days by the Bidder with the LCRB and submitted personally or sent by registered mail or electronically to the Procuring Entity.
- 30.3. Notwithstanding the issuance of the Notice of Award, award of contract shall be subject to the following conditions:
  - (a) Submission of the following documents within ten (10) calendar days from receipt of the Notice of Award:
    - (i) In the case of procurement by a Philippine Foreign Service Office or Post, the PhilGEPS Registration Number of the winning foreign Bidder; or
    - (ii) Valid PCAB license and registration for the type and cost of the contract to be bid for foreign bidders when the Treaty or International or Executive Agreement expressly allows

submission of the PCAB license and registration for the type and cost of the contract to be bid as a pre-condition to the Award;

- (b) Posting of the performance security in accordance with **ITB** Clause 32;
- (c) Signing of the contract as provided in **ITB** Clause 31; and
- (d) Approval by higher authority, if required, as provided in Section 37.3 of the IRR of RA 9184.

### 31. Signing of the Contract

- 31.1. At the same time as the Procuring Entity notifies the successful Bidder that its bid has been accepted, the Procuring Entity shall send the Contract Form to the Bidder, which Contract has been provided in the Bidding Documents, incorporating therein all agreements between the parties.
- 31.2. Within ten (10) calendar days from receipt of the Notice of Award, the successful Bidder shall post the required performance security, sign and date the contract and return it to the Procuring Entity.
- 31.3. The Procuring Entity shall enter into contract with the successful Bidder within the same ten (10) calendar day period provided that all the documentary requirements are complied with.
- 31.4. The following documents shall form part of the contract:
  - (a) Contract Agreement;
  - (b) Bidding Documents;
  - (c) Winning Bidder's bid, including the Technical and Financial Proposals, and all other documents/statements submitted (*e.g.*, Bidder's response to request for clarifications on the bid), including corrections to the bid, if any, resulting from the Procuring Entity's bid evaluation;
  - (d) Performance Security;
  - (e) Notice of Award of Contract; and
  - (f) Other contract documents that may be required by existing laws and/or specified in the **BDS**.

### 32. Performance Security

- 32.1. To guarantee the faithful performance by the winning Bidder of its obligations under the contract, it shall post a performance security within a maximum

period of ten (10) calendar days from the receipt of the Notice of Award from the Procuring Entity and in no case later than the signing of the contract.

- 32.2. The Performance Security shall be denominated in Philippine Pesos and posted in favor of the Procuring Entity in an amount not less than the percentage of the total contract price in accordance with the following schedule:

Form of Performance Security	Amount of Performance Security (Not less than the Percentage of the Total Contract Price)
<p>(a) Cash or cashier's/manager's check issued by a Universal or Commercial Bank.</p> <p><i>For biddings conducted by the LGUs, the Cashier's/Manager's Check may be issued by other banks certified by the BSP as authorized to issue such financial instrument.</i></p>	
<p>(b) Bank draft/guarantee or irrevocable letter of credit issued by a Universal or Commercial Bank: Provided, however, that it shall be confirmed or authenticated by a Universal or Commercial Bank, if issued by a foreign bank.</p> <p><i>For biddings conducted by the LGUs, Bank Draft/Guarantee, or Irrevocable Letter of Credit may be issued by other banks certified by the BSP as authorized to issue such financial instrument.</i></p>	<p>Ten percent (10%)</p>
<p>(c) Surety bond callable upon demand issued by a surety or insurance company duly certified by the Insurance Commission as authorized to issue such security.</p>	<p>Thirty percent (30%)</p>

32.3. Failure of the successful Bidder to comply with the above-mentioned requirement shall constitute sufficient ground for the annulment of the award and forfeiture of the bid security, in which event the Procuring Entity shall have a fresh period to initiate and complete the post qualification of the second Lowest Calculated Bid. The procedure shall be repeated until LCRB is identified and selected for recommendation of contract award. However if no Bidder passed post-qualification, the BAC shall declare the bidding a failure and conduct a re-bidding with re-advertisement, if necessary.

### **33. Notice to Proceed**

Within seven (7) calendar days from the date of approval of the Contract by the appropriate government approving authority, the Procuring Entity shall issue the Notice to Proceed (NTP) together with a copy or copies of the approved contract to the successful Bidder. All notices called for by the terms of the contract shall be effective only at the time of receipt thereof by the successful Bidder.

### **34. Protest Mechanism**

Decision of the procuring entity at any stage of the procurement process may be questioned in accordance with Sections 55 of the IRR of RA 9184.

## ***Section III. Bid Data Sheet***

### **Notes on the Bid Data Sheet**

This Section is intended to assist the Procuring Entity in providing the specific information in relation to corresponding clauses in the ITB included in Section II, and has to be prepared for each specific procurement.

The Procuring Entity should specify in the BDS information and requirements specific to the circumstances of the Procuring Entity, the processing of the procurement, the applicable rules regarding bid price and currency, and the bid evaluation criteria that will apply to the Bids. In preparing this Section, the following aspects should be checked:

- (a) Information that specifies and complements provisions of Contact Nos.: 0955-871-7988, 0956-549-0615 Chair, Bids and Awards Committee

**Section II. Instructions to Bidders** must be incorporated.

- (b) Amendments and/or supplements, if any, to provisions of Contact Nos.: 0955-871-7988, 0956-549-0615 Chair, Bids and Awards Committee

**Section II. Instructions to Bidders** as necessitated by the circumstances of the specific procurement, must also be incorporated.

For foreign-assisted projects, the Bid Data Sheet to be used is provided in Section X-Foreign-Assisted Projects.

# Bid Data Sheet

ITB Clause	
1.1	<p>The Procuring Entity is:</p> <p style="text-align: center;"><b>Southern Leyte State University</b></p> <p>The name of the Contract is:</p> <p style="text-align: center;"><b>Completion of Human Kinetics Building (Early Procurement)</b></p> <p>The identification number of the Contract is: <b>PB-EP-2020-IP-04</b></p>
2	<p>The Funding Source is:</p> <p>The Government of the Philippines (GoP) through the <b>General Appropriations Act for CY 2020</b> in the amount of <b>THIRTEEN MILLION SIXTY EIGHT THOUSAND Pesos (₱13,068,000.00)</b> only.</p> <p>The name of the Project is:</p> <p style="text-align: center;"><b>Completion of Human Kinetics Building at Tomas Oppus Campus</b></p>
3.1	No further instructions.
5.1	No further instructions.
5.2	Bidding is restricted to eligible bidders as defined in ITB Clause 5.1.
5.4(a)	No further instructions.
5.4(b)	<p>For this purpose, similar contracts shall refer to:</p> <p style="text-align: center;"><b>Construction Projects</b></p> <p><i>The Certificate of Accomplishment for the on-going contracts shall be issued not more than 15-calendar days before bid opening.</i></p>
8.1	Subcontracting is not allowed.
8.2	Not applicable.
9.1	The SLSU Bids & Awards Committee will hold a <b>Pre-bid Conference</b> for this Project on <b>January 22, 2020; 10:30 am</b> at the Conference Hall, Administration Building, SLSU Tomas Oppus Campus, San Isidro, Tomas Oppus, Southern Leyte
10.1	<p>The Procuring Entity's address is:</p> <p style="text-align: center;"><b>SOUTHERN LEYTE STATE UNIVERSITY</b> <b>Sogod, Southern Leyte</b></p>
10.4	No further instructions.



12.1	<p>The first envelope shall contain the eligibility and technical documents stated in the <b>ITB</b> Clause. However, if the Bidder maintains a current and updated file of its Class “A” Documents with the SLSU-Main Campus, a certification to that effect issued by its BAC may be submitted in lieu of the Class “A” Documents.</p> <p>Platinum PhilGEPS Registration OR</p> <p>Submission of the following Class “A” Eligibility Requirements:</p> <ol style="list-style-type: none"> <li>a. Registration certificate from the Securities and Exchange Commission (SEC), Department of Trade and Industry (DTI) for sole proprietorship;</li> <li>b. Mayor’s permit issued by the city or municipality where the principal place of business of the prospective bidder is located;</li> <li>c. Valid Philippine Contractors Accreditation Board (PCAB) license and registration for the type and cost of the contract for this Project;</li> <li>d. Audited financial statements with the recent Income Tax Return (ITR), showing, among others, the prospective total and current assets and liabilities, stamped “received” by the BIR or its duly accredited and authorized institutions for the preceding years from the date of bid submission;</li> <li>e. Tax Clearance per Executive Order No. 398, Series of 2005, as finally reviewed and approved by the BIR.</li> </ol>						
12.1(b)(ii.2)	<p>The minimum work experience requirements for key personnel are the following:</p> <table border="0" style="width: 100%; border-collapse: collapse;"> <thead> <tr> <th style="text-align: left; border-bottom: 1px solid black;"><u>Key Personnel</u></th> <th style="text-align: left; border-bottom: 1px solid black;"><u>General Experience</u></th> <th style="text-align: left; border-bottom: 1px solid black;"><u>Relevant Experience</u></th> </tr> </thead> <tbody> <tr> <td style="height: 30px;"></td> <td></td> <td></td> </tr> </tbody> </table>	<u>Key Personnel</u>	<u>General Experience</u>	<u>Relevant Experience</u>			
<u>Key Personnel</u>	<u>General Experience</u>	<u>Relevant Experience</u>					
12.1(b)(iii.3)	<p>The minimum major equipment requirements are the following:</p> <table border="0" style="width: 100%; border-collapse: collapse;"> <thead> <tr> <th style="text-align: left; border-bottom: 1px solid black;"><u>Equipment</u></th> <th style="text-align: left; border-bottom: 1px solid black;"><u>Capacity</u></th> <th style="text-align: left; border-bottom: 1px solid black;"><u>Number of Units</u></th> </tr> </thead> <tbody> <tr> <td style="height: 30px;"></td> <td></td> <td></td> </tr> </tbody> </table>	<u>Equipment</u>	<u>Capacity</u>	<u>Number of Units</u>			
<u>Equipment</u>	<u>Capacity</u>	<u>Number of Units</u>					
13.1	<p><i>List any additional requirements or state “No additional Requirements”</i></p>						
13.1(b)	<p>This shall include all of the following documents:</p> <ol style="list-style-type: none"> <li>1) Financial Bid Form in accordance with the form prescribed in Section IX, Bidding Forms;</li> <li>2) Bid prices in the Bill of Quantities;</li> <li>3) Detailed estimates, including a summary sheet indicating the unit prices of construction materials, labor rates, and equipment rentals</li> </ol>						

	used in coming up with the Bid; and 4) Cash flow by quarter or payment schedule.								
13.2	The ABC is <b>THIRTEEN MILLION SIXTY EIGHT THOUSAND Pesos (₱13,068,000.00) only</b> . Any bid with a financial component exceeding this amount shall not be accepted.								
14.2	No further instructions.”								
15.4	No further instruction.								
16.1	The bid prices shall be quoted in Philippine Pesos.								
16.3	No further instructions.								
17.1	Bids will be valid for <b>120 calendar days</b> from the opening of bids.								
18.1	<p>The bid security shall be in the following:</p> <ol style="list-style-type: none"> <li>a. Bid Securing Declaration, or</li> <li>b. any form of Bid Security, in an amount not less than the required percentage of the ABC in accordance with the following schedule:</li> </ol> <table border="1" style="width: 100%; border-collapse: collapse;"> <thead> <tr> <th style="text-align: center;">Form of Bid Security</th> <th style="text-align: center;">Amount of Bid Security (Not less than the required percentage of the ABC)</th> </tr> </thead> <tbody> <tr> <td>1. Cash or cashier’s/manager’s check issued by the Universal or Commercial Bank.</td> <td style="text-align: center;">Two percent (2%) or <b>₱261,360.00</b></td> </tr> <tr> <td>2. Bank draft/guarantee or irrevocable letter of credit issued by a Universal or Commercial Bank: Provided, however, that it shall be confirmed or authenticated by a Universal or Commercial Bank, if issued by a foreign bank.</td> <td style="text-align: center;">Five percent (5%) or <b>₱653,400.00</b></td> </tr> <tr> <td>3. Surety bond callable upon demand issued by a surety or insurance company duly certified by the Insurance Commission as authorized to issue such security.</td> <td></td> </tr> </tbody> </table>	Form of Bid Security	Amount of Bid Security (Not less than the required percentage of the ABC)	1. Cash or cashier’s/manager’s check issued by the Universal or Commercial Bank.	Two percent (2%) or <b>₱261,360.00</b>	2. Bank draft/guarantee or irrevocable letter of credit issued by a Universal or Commercial Bank: Provided, however, that it shall be confirmed or authenticated by a Universal or Commercial Bank, if issued by a foreign bank.	Five percent (5%) or <b>₱653,400.00</b>	3. Surety bond callable upon demand issued by a surety or insurance company duly certified by the Insurance Commission as authorized to issue such security.	
Form of Bid Security	Amount of Bid Security (Not less than the required percentage of the ABC)								
1. Cash or cashier’s/manager’s check issued by the Universal or Commercial Bank.	Two percent (2%) or <b>₱261,360.00</b>								
2. Bank draft/guarantee or irrevocable letter of credit issued by a Universal or Commercial Bank: Provided, however, that it shall be confirmed or authenticated by a Universal or Commercial Bank, if issued by a foreign bank.	Five percent (5%) or <b>₱653,400.00</b>								
3. Surety bond callable upon demand issued by a surety or insurance company duly certified by the Insurance Commission as authorized to issue such security.									
18.2	The bid security shall be valid for <b>120 calendar days</b> from the opening of bids.								

20.3	<p>Each Bidder shall submit <b>one (1)</b> original and <b>two (2)</b> copies of the first and second components of its bid.</p> <p>All the documents to be submitted should be original or authenticated copies using <b>size A4 paper</b>. In cases where authenticated copies are submitted, the bidders must bring all the original documents during the Opening of Bids for validation purposes. Documents to be submitted should be properly indexed and tabbed for easy reference.</p>
21	<p>The address for submission of bids is:</p> <p style="text-align: center;"><b>BAC / Procurement Office Administration Building, SLSU Main Campus Sogod, Southern Leyte</b></p> <p>The deadline for submission of bids is <b>February 03, 2020 – before 10:30 AM</b></p>
24.1	<p>The place of bid opening is:</p> <p style="text-align: center;"><b>Library, Administration Building SLSU Main Campus Sogod, Southern Leyte</b></p> <p>The date and time of bid opening is: <b>February 03, 2020 –10:30 AM</b></p>
24.2	No further instructions.
24.3	No further instructions.
27.3	Bid modification is not allowed.
27.4	No further instructions.
28.2	<p>1. Only tax returns filed and taxes paid through the BIR Electronic Filing and Payment System (EFPS) shall be accepted.</p> <p>NOTE: The latest income and business tax returns are those within the last six (6) months preceding the date of bid submission.</p> <p>2. Updated Tax Clearance.</p> <p>3. Certificate of PhilGEPS Registration (Platinum) or PhilGEPS Registration Number if the procuring entity is a Philippine foreign office or post, provided that participating bidders should register with the PhilGEPS prior to bid opening.</p>

31.4(f)	<p>The winning bidder must submit also the following documents which shall form part of the contract:</p> <ul style="list-style-type: none"> <li>f. Authority of Signing Official;</li> <li>g. Affidavit of Site Inspection;</li> <li>h. PERT/CPM;</li> <li>i. Construction Schedule and S-Curve;</li> <li>j. Construction Method;</li> <li>k. Construction and Health Program;</li> <li>l. Cash Flow by Quarter and Payment Schedule;</li> <li>m. List of Equipment, Owned or Leased and/or Under Purchase Agreements Pledged to the Proposed Contract;</li> <li>n. Equipment Utilization Schedule;</li> <li>o. Manpower Utilization Schedule.</li> </ul>
32.2	<p>The performance security shall be in the following amount:</p> <ul style="list-style-type: none"> <li>1. The amount of (10%) of the total contract amount), if performance security is in cash, cashier's/manager's check, bank draft/guarantee or irrevocable letter of credit;</li> <li>2. The amount of (30%) of the total contract amount), if performance security is in Surety Bond; or</li> <li>3. Any combination of the foregoing proportionate to the share of form with respect to total amount of security.</li> </ul>

## ***Section IV. General Conditions of Contract***

### **Notes on the General Conditions of Contract**

The GCC in Section IV, read in conjunction with the SCC in Section V and other documents listed therein, should be a complete document expressing all the rights and obligations of the parties.

The GCC herein shall not be altered. Any changes and complementary information, which may be needed, shall be introduced only through the SCC in Section V.

## TABLE OF CONTENTS

1. DEFINITIONS .....	48
2. INTERPRETATION.....	50
3. GOVERNING LANGUAGE AND LAW .....	51
4. COMMUNICATIONS .....	51
5. POSSESSION OF SITE .....	51
6. THE CONTRACTOR’S OBLIGATIONS.....	52
7. PERFORMANCE SECURITY.....	53
8. SUBCONTRACTING.....	54
9. LIQUIDATED DAMAGES.....	54
10. SITE INVESTIGATION REPORTS .....	55
11. THE PROCURING ENTITY, LICENSES AND PERMITS.....	55
12. CONTRACTOR’S RISK AND WARRANTY SECURITY.....	55
13. LIABILITY OF THE CONTRACTOR.....	57
14. PROCURING ENTITY’S RISK .....	57
15. INSURANCE.....	58
16. TERMINATION FOR DEFAULT OF CONTRACTOR .....	59
17. TERMINATION FOR DEFAULT OF PROCURING ENTITY .....	60
18. TERMINATION FOR OTHER CAUSES.....	60
19. PROCEDURES FOR TERMINATION OF CONTRACTS .....	62
20. FORCE MAJEURE, RELEASE FROM PERFORMANCE .....	65
21. RESOLUTION OF DISPUTES.....	65
22. SUSPENSION OF LOAN, CREDIT, GRANT, OR APPROPRIATION.....	66
23. PROCURING ENTITY’S REPRESENTATIVE’S DECISIONS .....	66
24. APPROVAL OF DRAWINGS AND TEMPORARY WORKS BY THE PROCURING ENTITY’S REPRESENTATIVE.....	66
25. ACCELERATION AND DELAYS ORDERED BY THE PROCURING ENTITY’S REPRESENTATIVE .....	67
26. EXTENSION OF THE INTENDED COMPLETION DATE .....	67

27. RIGHT TO VARY .....	67
28. CONTRACTORS RIGHT TO CLAIM .....	68
29. DAYWORKS.....	68
30. EARLY WARNING .....	68
31. PROGRAM OF WORK .....	68
32. MANAGEMENT CONFERENCES .....	69
33. BILL OF QUANTITIES.....	69
34. INSTRUCTIONS, INSPECTIONS AND AUDITS.....	70
35. IDENTIFYING DEFECTS .....	70
36. COST OF REPAIRS .....	70
37. CORRECTION OF DEFECTS .....	70
38. UNCORRECTED DEFECTS.....	71
39. ADVANCE PAYMENT .....	71
40. PROGRESS PAYMENTS .....	72
41. PAYMENT CERTIFICATES.....	72
42. RETENTION.....	73
43. VARIATION ORDERS.....	74
44. CONTRACT COMPLETION .....	75
45. SUSPENSION OF WORK.....	75
46. PAYMENT ON TERMINATION .....	76
47. EXTENSION OF CONTRACT TIME .....	77
48. PRICE ADJUSTMENT.....	78
49. COMPLETION .....	78
50. TAKING OVER.....	78
51. OPERATING AND MAINTENANCE MANUALS .....	78

## 1. Definitions

For purposes of this Clause, boldface type is used to identify defined terms.

- 1.1. The **Arbiter** is the person appointed jointly by the Procuring Entity and the Contractor to resolve disputes in the first instance, as provided for in **GCC** Clause 21.
- 1.2. **Bill of Quantities** refers to a list of the specific items of the Work and their corresponding unit prices, lump sums, and/or provisional sums.
- 1.3. The **Completion Date** is the date of completion of the Works as certified by the Procuring Entity's Representative, in accordance with **GCC** Clause 49.
- 1.4. The **Contract** is the contract between the Procuring Entity and the Contractor to execute, complete, and maintain the Works.
- 1.5. The **Contract Effectivity Date** is the date of signing of the Contract. However, the contractor shall commence execution of the Works on the Start Date as defined in **GCC** Clause 1.28.
- 1.6. The **Contract Price** is the price stated in the Notice of Award and thereafter to be paid by the Procuring Entity to the Contractor for the execution of the Works in accordance with this Contract
- 1.7. **Contract Time Extension** is the allowable period for the Contractor to complete the Works in addition to the original Completion Date stated in this Contract.
- 1.8. The **Contractor** is the juridical entity whose proposal has been accepted by the Procuring Entity and to whom the Contract to execute the Work was awarded.
- 1.9. The **Contractor's Bid** is the signed offer or proposal submitted by the Contractor to the Procuring Entity in response to the Bidding Documents.
- 1.10. **Days** are calendar days; months are calendar months.
- 1.11. **Dayworks** are varied work inputs subject to payment on a time basis for the Contractor's employees and Equipment, in addition to payments for associated Materials and Plant.
- 1.12. A **Defect** is any part of the Works not completed in accordance with the Contract.
- 1.13. The **Defects Liability Certificate** is the certificate issued by Procuring Entity's Representative upon correction of defects by the Contractor.



- 1.14 The **Defects Liability Period** is the one year period between contract completion and final acceptance within which the Contractor assumes the responsibility to undertake the repair of any damage to the Works at his own expense.
- 1.15 **Drawings** are graphical presentations of the Works. They include all supplementary details, shop drawings, calculations, and other information provided or approved for the execution of this Contract.
- 1.16 **Equipment** refers to all facilities, supplies, appliances, materials or things required for the execution and completion of the Work provided by the Contractor and which shall not form or are not intended to form part of the Permanent Works.
- 1.17 The **Intended Completion Date** refers to the date specified in the **SCC** when the Contractor is expected to have completed the Works. The Intended Completion Date may be revised only by the Procuring Entity's Representative by issuing an extension of time or an acceleration order.
- 1.18 **Materials** are all supplies, including consumables, used by the Contractor for incorporation in the Works.
- 1.19 The **Notice to Proceed** is a written notice issued by the Procuring Entity or the Procuring Entity's Representative to the Contractor requiring the latter to begin the commencement of the work not later than a specified or determinable date.
- 1.20 **Permanent Works** are all permanent structures and all other project features and facilities required to be constructed and completed in accordance with this Contract which shall be delivered to the Procuring Entity and which shall remain at the Site after the removal of all Temporary Works.
- 1.21 **Plant** refers to the machinery, apparatus, and the like intended to form an integral part of the Permanent Works.
- 1.22 The **Procuring Entity** is the party who employs the Contractor to carry out the Works stated in the **SCC**.
- 1.23 The **Procuring Entity's Representative** refers to the Head of the Procuring Entity or his duly authorized representative, identified in the **SCC**, who shall be responsible for supervising the execution of the Works and administering this Contract.
- 1.24 The **Site** is the place provided by the Procuring Entity where the Works shall be executed and any other place or places which may be designated in the **SCC**, or notified to the Contractor by the Procuring Entity's Representative as forming part of the Site.

- 1.25 **Site Investigation Reports** are those that were included in the Bidding Documents and are factual and interpretative reports about the surface and subsurface conditions at the Site.
- 1.26 **Slippage** is a delay in work execution occurring when actual accomplishment falls below the target as measured by the difference between the scheduled and actual accomplishment of the Work by the Contractor as established from the work schedule. This is actually described as a percentage of the whole Works.
- 1.27 **Specifications** means the description of Works to be done and the qualities of materials to be used, the equipment to be installed and the mode of construction.
- 1.28 The **Start Date**, as specified in the SCC, is the date when the Contractor is obliged to commence execution of the Works. It does not necessarily coincide with any of the Site Possession Dates.
- 1.29 A **Subcontractor** is any person or organization to whom a part of the Works has been subcontracted by the Contractor, as allowed by the Procuring Entity, but not any assignee of such person.
- 1.30 **Temporary Works** are works designed, constructed, installed, and removed by the Contractor that are needed for construction or installation of the Permanent Works.
- 1.31 **Work(s)** refer to the Permanent Works and Temporary Works to be executed by the Contractor in accordance with this Contract, including (i) the furnishing of all labor, materials, equipment and others incidental, necessary or convenient to the complete execution of the Works; (ii) the passing of any tests before acceptance by the Procuring Entity's Representative; (iii) and the carrying out of all duties and obligations of the Contractor imposed by this Contract as described in the SCC.

## 2. Interpretation

- 2.1. In interpreting the Conditions of Contract, singular also means plural, male also means female or neuter, and the other way around. Headings have no significance. Words have their normal meaning under the language of this Contract unless specifically defined. The Procuring Entity's Representative will provide instructions clarifying queries about the Conditions of Contract.
- 2.2. If sectional completion is specified in the SCC, references in the Conditions of Contract to the Works, the Completion Date, and the Intended Completion Date apply to any Section of the Works (other than references to the Completion Date and Intended Completion Date for the whole of the Works).

- 2.3. The documents forming this Contract shall be interpreted in the following order of priority:
- a) Contract Agreement;
  - b) Bid Data Sheet;
  - c) Instructions to Bidders;
  - d) Addenda to the Bidding Documents;
  - e) Special Conditions of Contract;
  - f) General Conditions of Contract;
  - g) Specifications;
  - h) Bill of Quantities; and
  - i) Drawings.

### **3. Governing Language and Law**

- 3.1. This Contract has been executed in the English language, which shall be the binding and controlling language for all matters relating to the meaning or interpretation of this Contract. All correspondence and other documents pertaining to this Contract which are exchanged by the parties shall be written in English.
- 3.2. This Contract shall be interpreted in accordance with the laws of the Republic of the Philippines.

### **4. Communications**

Communications between parties that are referred to in the Conditions shall be effective only when in writing. A notice shall be effective only when it is received by the concerned party.

### **5. Possession of Site**

- 5.1. On the date specified in the SCC, the Procuring Entity shall grant the Contractor possession of so much of the Site as may be required to enable it to proceed with the execution of the Works. If the Contractor suffers delay or incurs cost from failure on the part of the Procuring Entity to give possession in accordance with the terms of this clause, the Procuring Entity's Representative shall give the Contractor a Contract Time Extension and certify such sum as fair to cover the cost incurred, which sum shall be paid by Procuring Entity.

- 5.2. If possession of a portion is not given by the date stated in the SCC Clause 5.1, the Procuring Entity will be deemed to have delayed the start of the relevant activities. The resulting adjustments in contract time to address such delay shall be in accordance with **GCC** Clause 47.
- 5.3. The Contractor shall bear all costs and charges for special or temporary right-of-way required by it in connection with access to the Site. The Contractor shall also provide at his own cost any additional facilities outside the Site required by it for purposes of the Works.
- 5.4. The Contractor shall allow the Procuring Entity's Representative and any person authorized by the Procuring Entity's Representative access to the Site and to any place where work in connection with this Contract is being carried out or is intended to be carried out.

## 6. The Contractor's Obligations

- 6.1. The Contractor shall carry out the Works properly and in accordance with this Contract. The Contractor shall provide all supervision, labor, Materials, Plant and Contractor's Equipment, which may be required. All Materials and Plant on Site shall be deemed to be the property of the Procuring Entity.
- 6.2. The Contractor shall commence execution of the Works on the Start Date and shall carry out the Works in accordance with the Program of Work submitted by the Contractor, as updated with the approval of the Procuring Entity's Representative, and complete them by the Intended Completion Date.
- 6.3. The Contractor shall be responsible for the safety of all activities on the Site.
- 6.4. The Contractor shall carry out all instructions of the Procuring Entity's Representative that comply with the applicable laws where the Site is located.
- 6.5. The Contractor shall employ the key personnel named in the Schedule of Key Personnel, as referred to in the **SCC**, to carry out the supervision of the Works. The Procuring Entity will approve any proposed replacement of key personnel only if their relevant qualifications and abilities are equal to or better than those of the personnel listed in the Schedule.
- 6.6. If the Procuring Entity's Representative asks the Contractor to remove a member of the Contractor's staff or work force, for justifiable cause, the Contractor shall ensure that the person leaves the Site within seven (7) days and has no further connection with the Work in this Contract.
- 6.7. During Contract implementation, the Contractor and his subcontractors shall abide at all times by all labor laws, including child labor related enactments, and other relevant rules.

- 6.8. The Contractor shall submit to the Procuring Entity for consent the name and particulars of the person authorized to receive instructions on behalf of the Contractor.
- 6.9. The Contractor shall cooperate and share the Site with other contractors, public authorities, utilities, and the Procuring Entity between the dates given in the schedule of other contractors particularly when they shall require access to the Site. The Contractor shall also provide facilities and services for them during this period. The Procuring Entity may modify the schedule of other contractors, and shall notify the Contractor of any such modification thereto.
- 6.10. Should anything of historical or other interest or of significant value be unexpectedly discovered on the Site, it shall be the property of the Procuring Entity. The Contractor shall notify the Procuring Entity's Representative of such discoveries and carry out the Procuring Entity's Representative's instructions in dealing with them.

## 7. Performance Security

- 7.1. Within ten (10) calendar days from receipt of the Notice of Award from the Procuring Entity but in no case later than the signing of the contract by both parties, the Contractor shall furnish the performance security in any of the forms prescribed in **ITB** Clause 32.2.
- 7.2. The performance security posted in favor of the Procuring Entity shall be forfeited in the event it is established that the Contractor is in default in any of its obligations under the Contract.
- 7.3. The performance security shall remain valid until issuance by the Procuring Entity of the Certificate of Final Acceptance.
- 7.4. The performance security may be released by the Procuring Entity and returned to the Contractor after the issuance of the Certificate of Final Acceptance subject to the following conditions:
  - (a) There are no pending claims against the Contractor or the surety company filed by the Procuring Entity;
  - (b) The Contractor has no pending claims for labor and materials filed against it; and
  - (c) Other terms specified in the SCC.
- 7.5. The Contractor shall post an additional performance security following the amount and form specified in **ITB** Clause 32.2 to cover any cumulative increase of more than ten percent (10%) over the original value of the contract as a result of amendments to order or change orders, extra work orders and supplemental agreements, as the case may be. The Contractor shall cause the extension of

the validity of the performance security to cover approved contract time extensions.

- 7.6. In case of a reduction in the contract value or for partially completed Works under the contract which are usable and accepted by the Procuring Entity the use of which, in the judgment of the implementing agency or the Procuring Entity, will not affect the structural integrity of the entire project, the Procuring Entity shall allow a proportional reduction in the original performance security, provided that any such reduction is more than ten percent (10%) and that the aggregate of such reductions is not more than fifty percent (50%) of the original performance security.
- 7.7. Unless otherwise indicated in the **SCC**, the Contractor, by entering into the Contract with the Procuring Entity, acknowledges the right of the Procuring Entity to institute action pursuant to Act 3688 against any subcontractor be they an individual, firm, partnership, corporation, or association supplying the Contractor with labor, materials and/or equipment for the performance of this Contract.

## 8. Subcontracting

- 8.1. Unless otherwise indicated in the **SCC**, the Contractor cannot subcontract Works more than the percentage specified in **BDS** Clause 8.1.
- 8.2. Subcontracting of any portion of the Works does not relieve the Contractor of any liability or obligation under this Contract. The Contractor will be responsible for the acts, defaults, and negligence of any subcontractor, its agents, servants or workmen as fully as if these were the Contractor's own acts, defaults, or negligence, or those of its agents, servants or workmen.
- 8.3. If subcontracting is allowed. The contractor may identify its subcontractor during contract implementation stage. Subcontractors disclosed and identified during the bidding may be changed during the implementation of this Contract. In either case, subcontractors must submit the documentary requirements under ITB Clause 12 and comply with the eligibility criteria specified in the **BDS**. In the event that any subcontractor is found by any Procuring Entity to be eligible, the subcontracting of such portion of the Works shall be disallowed.

## 9. Liquidated Damages

- 9.1. The Contractor shall pay liquidated damages to the Procuring Entity for each day that the Completion Date is later than the Intended Completion Date. The applicable liquidated damages is at least one-tenth (1/10) of a percent of the cost of the unperformed portion for every day of delay. The total amount of liquidated damages shall not exceed ten percent (10%) of the amount of the contract. The Procuring Entity may deduct liquidated damages from payments due to the Contractor. Payment of liquidated damages shall not affect the

Contractor's liabilities. Once the cumulative amount of liquidated damages reaches ten percent (10%) of the amount of this Contract, the Procuring Entity may rescind or terminate this Contract, without prejudice to other courses of action and remedies available under the circumstances.

- 9.2. If the Intended Completion Date is extended after liquidated damages have been paid, the Engineer of the Procuring Entity shall correct any overpayment of liquidated damages by the Contractor by adjusting the next payment certificate.

## 10. Site Investigation Reports

The Contractor, in preparing the Bid, shall rely on any Site Investigation Reports referred to in the SCC supplemented by any information obtained by the Contractor.

## 11. The Procuring Entity, Licenses and Permits

The Procuring Entity shall, if requested by the Contractor, assist him in applying for permits, licenses or approvals, which are required for the Works.

## 12. Contractor's Risk and Warranty Security

- 12.1. The Contractor shall assume full responsibility for the Works from the time project construction commenced up to final acceptance by the Procuring Entity and shall be held responsible for any damage or destruction of the Works except those occasioned by *force majeure*. The Contractor shall be fully responsible for the safety, protection, security, and convenience of his personnel, third parties, and the public at large, as well as the Works, Equipment, installation, and the like to be affected by his construction work.
- 12.2. The defects liability period for infrastructure projects shall be one year from contract completion up to final acceptance by the Procuring Entity. During this period, the Contractor shall undertake the repair works, at his own expense, of any damage to the Works on account of the use of materials of inferior quality within ninety (90) days from the time the HoPE has issued an order to undertake repair. In case of failure or refusal to comply with this mandate, the Procuring Entity shall undertake such repair works and shall be entitled to full reimbursement of expenses incurred therein upon demand.
- 12.3. Unless otherwise indicated in the SCC, in case the Contractor fails to comply with the preceding paragraph, the Procuring Entity shall forfeit its performance security, subject its property(ies) to attachment or garnishment proceedings, and perpetually disqualify it from participating in any public bidding. All payables of the GoP in his favor shall be offset to recover the costs.
- 12.4. After final acceptance of the Works by the Procuring Entity, the Contractor shall be held responsible for "Structural Defects," *i.e.*, major faults/flaws/deficiencies

in one or more key structural elements of the project which may lead to structural failure of the completed elements or structure, or “Structural Failures,” *i.e.*, where one or more key structural elements in an infrastructure facility fails or collapses, thereby rendering the facility or part thereof incapable of withstanding the design loads, and/or endangering the safety of the users or the general public:

- (a) Contractor – Where Structural Defects/Failures arise due to faults attributable to improper construction, use of inferior quality/substandard materials, and any violation of the contract plans and specifications, the contractor shall be held liable;
- (b) Consultants – Where Structural Defects/Failures arise due to faulty and/or inadequate design and specifications as well as construction supervision, then the consultant who prepared the design or undertook construction supervision for the project shall be held liable;
- (c) Procuring Entity’s Representatives/Project Manager/Construction Managers and Supervisors – The project owner’s representative(s), project manager, construction manager, and supervisor(s) shall be held liable in cases where the Structural Defects/Failures are due to his/their willful intervention in altering the designs and other specifications; negligence or omission in not approving or acting on proposed changes to noted defects or deficiencies in the design and/or specifications; and the use of substandard construction materials in the project;
- (d) Third Parties - Third Parties shall be held liable in cases where Structural Defects/Failures are caused by work undertaken by them such as leaking pipes, diggings or excavations, underground cables and electrical wires, underground tunnel, mining shaft and the like, in which case the applicable warranty to such structure should be levied to third parties for their construction or restoration works.
- (e) Users - In cases where Structural Defects/Failures are due to abuse/misuse by the end user of the constructed facility and/or non-compliance by a user with the technical design limits and/or intended purpose of the same, then the user concerned shall be held liable.

12.5. The warranty against Structural Defects/Failures, except those occasioned on force majeure, shall cover the period specified in the **SCC** reckoned from the date of issuance of the Certificate of Final Acceptance by the Procuring Entity.

12.6. The Contractor shall be required to put up a warranty security in the form of cash, bank guarantee, letter of credit, GSIS or surety bond callable on demand, in accordance with the following schedule:

Form of Warranty	Amount of Warranty Security
------------------	-----------------------------



	Not less than the Percentage (%) of Total Contract Price
(a) Cash or letter of credit issued by Universal or Commercial bank: provided, however, that the letter of credit shall be confirmed or authenticated by a Universal or Commercial bank, if issued by a foreign bank	Five Percent (5%)
(b) Bank guarantee confirmed by Universal or Commercial bank: provided, however, that the letter of credit shall be confirmed or authenticated by a Universal or Commercial bank, if issued by a foreign bank	Ten Percent (10%)
(c) Surety bond callable upon demand issued by GSIS or any surety or insurance company duly certified by the Insurance Commission	Thirty Percent (30%)

12.7. The warranty security shall be stated in Philippine Pesos and shall remain effective for one year from the date of issuance of the Certificate of Final Acceptance by the Procuring Entity, and returned only after the lapse of said one year period.

12.8. In case of structural defects/failure occurring during the applicable warranty period provided in **GCC** Clause 12.5, the Procuring Entity shall undertake the necessary restoration or reconstruction works and shall be entitled to full reimbursement by the parties found to be liable for expenses incurred therein upon demand, without prejudice to the filing of appropriate administrative, civil, and/or criminal charges against the responsible persons as well as the forfeiture of the warranty security posted in favor of the Procuring Entity.

### 13. Liability of the Contractor

Subject to additional provisions, if any, set forth in the **SCC**, the Contractor’s liability under this Contract shall be as provided by the laws of the Republic of the Philippines.

### 14. Procuring Entity’s Risk

14.1. From the Start Date until the Certificate of Final Acceptance has been issued, the following are risks of the Procuring Entity:

- (a) The risk of personal injury, death, or loss of or damage to property (excluding the Works, Plant, Materials, and Equipment), which are due to:

- (i) any type of use or occupation of the Site authorized by the Procuring Entity after the official acceptance of the works; or
  - (ii) negligence, breach of statutory duty, or interference with any legal right by the Procuring Entity or by any person employed by or contracted to him except the Contractor.
- (b) The risk of damage to the Works, Plant, Materials, and Equipment to the extent that it is due to a fault of the Procuring Entity or in the Procuring Entity's design, or due to war or radioactive contamination directly affecting the country where the Works are to be executed.

## 15. Insurance

15.1. The Contractor shall, under his name and at his own expense, obtain and maintain, for the duration of this Contract, the following insurance coverage:

- (a) Contractor's All Risk Insurance;
- (b) Transportation to the project Site of Equipment, Machinery, and Supplies owned by the Contractor;
- (c) Personal injury or death of Contractor's employees; and
- (d) Comprehensive insurance for third party liability to Contractor's direct or indirect act or omission causing damage to third persons.

15.2. The Contractor shall provide evidence to the Procuring Entity's Representative that the insurances required under this Contract have been effected and shall, within a reasonable time, provide copies of the insurance policies to the Procuring Entity's Representative. Such evidence and such policies shall be provided to the Procuring Entity's through the Procuring Entity's Representative.

15.3. The Contractor shall notify the insurers of changes in the nature, extent, or program for the execution of the Works and ensure the adequacy of the insurances at all times in accordance with the terms of this Contract and shall produce to the Procuring Entity's Representative the insurance policies in force including the receipts for payment of the current premiums.

The above insurance policies shall be obtained from any reputable insurance company approved by the Procuring Entity's Representative.

15.4. If the Contractor fails to obtain and keep in force the insurances referred to herein or any other insurance which he may be required to obtain under the terms of this Contract, the Procuring Entity may obtain and keep in force any such insurances and pay such premiums as may be necessary for the purpose. From time to time, the Procuring Entity may deduct the amount it shall pay for

said premiums including twenty five percent (25%) therein from any monies due, or which may become due, to the Contractor, without prejudice to the Procuring Entity exercising its right to impose other sanctions against the Contractor pursuant to the provisions of this Contract.

- 15.5. In the event the Contractor fails to observe the above safeguards, the Procuring Entity may, at the Contractor's expense, take whatever measure is deemed necessary for its protection and that of the Contractor's personnel and third parties, and/or order the interruption of dangerous Works. In addition, the Procuring Entity may refuse to make the payments under **GCC** Clause 40 until the Contractor complies with this Clause.
- 15.6. The Contractor shall immediately replace the insurance policy obtained as required in this Contract, without need of the Procuring Entity's demand, with a new policy issued by a new insurance company acceptable to the Procuring Entity for any of the following grounds:
  - (a) The issuer of the insurance policy to be replaced has:
    - (i) become bankrupt;
    - (ii) been placed under receivership or under a management committee;
    - (iii) been sued for suspension of payment; or
    - (iv) been suspended by the Insurance Commission and its license to engage in business or its authority to issue insurance policies cancelled; or
    - (v) Where reasonable grounds exist that the insurer may not be able, fully and promptly, to fulfill its obligation under the insurance policy.

## 16. Termination for Default of Contractor

- 16.1. The Procuring Entity shall terminate this Contract for default when any of the following conditions attend its implementation:
  - (i) Due to the Contractor's fault and while the project is on-going, it has incurred negative slippage of fifteen percent (15%) or more in accordance with Presidential Decree 1870, regardless of whether or not previous warnings and notices have been issued for the Contractor to improve his performance;
  - (ii) Due to its own fault and after this Contract time has expired, the Contractor incurs delay in the completion of the Work after this Contract has expired; or

- (iii) The Contractor:
  - (i) abandons the contract Works, refuses or fails to comply with a valid instruction of the Procuring Entity or fails to proceed expeditiously and without delay despite a written notice by the Procuring Entity;
  - (ii) does not actually have on the project Site the minimum essential equipment listed on the bid necessary to prosecute the Works in accordance with the approved Program of Work and equipment deployment schedule as required for the project;
  - (iii) does not execute the Works in accordance with this Contract or persistently or flagrantly neglects to carry out its obligations under this Contract;
  - (iv) neglects or refuses to remove materials or to perform a new Work that has been rejected as defective or unsuitable; or
  - (v) sub-lets any part of this Contract without approval by the Procuring Entity.

16.2. All materials on the Site, Plant, Works, including Equipment purchased and funded under the Contract shall be deemed to be the property of the Procuring Entity if this Contract is rescinded because of the Contractor's default.

## 17. Termination for Default of Procuring Entity

The Contractor may terminate this Contract with the Procuring Entity if the works are completely stopped for a continuous period of at least sixty (60) calendar days through no fault of its own, due to any of the following reasons:

- (a) Failure of the Procuring Entity to deliver, within a reasonable time, supplies, materials, right-of-way, or other items it is obligated to furnish under the terms of this Contract; or
- (b) The prosecution of the Work is disrupted by the adverse peace and order situation, as certified by the Armed Forces of the Philippines Provincial Commander and approved by the Secretary of National Defense.

## 18. Termination for Other Causes

18.1. The Procuring Entity may terminate this Contract, in whole or in part, at any time for its convenience. The HoPE may terminate this Contract for the convenience of the Procuring Entity if he has determined the existence of conditions that make Project Implementation economically, financially or technically impractical and/or unnecessary, such as, but not limited to, fortuitous event(s) or changes in law and National Government policies.

- 18.2. The Procuring Entity or the Contractor may terminate this Contract if the other party causes a fundamental breach of this Contract.
- 18.3. Fundamental breaches of Contract shall include, but shall not be limited to, the following:
- (a) The Contractor stops work for twenty eight (28) days when no stoppage of work is shown on the current Program of Work and the stoppage has not been authorized by the Procuring Entity's Representative;
  - (b) The Procuring Entity's Representative instructs the Contractor to delay the progress of the Works, and the instruction is not withdrawn within twenty eight (28) days;
  - (c) The Procuring Entity shall terminate this Contract if the Contractor is declared bankrupt or insolvent as determined with finality by a court of competent jurisdiction. In this event, termination will be without compensation to the Contractor, provided that such termination will not prejudice or affect any right of action or remedy which has accrued or will accrue thereafter to the Procuring Entity and/or the Contractor. In the case of the Contractor's insolvency, any Contractor's Equipment which the Procuring Entity instructs in the notice is to be used until the completion of the Works;
  - (d) A payment certified by the Procuring Entity's Representative is not paid by the Procuring Entity to the Contractor within eighty four (84) days from the date of the Procuring Entity's Representative's certificate;
  - (e) The Procuring Entity's Representative gives Notice that failure to correct a particular Defect is a fundamental breach of Contract and the Contractor fails to correct it within a reasonable period of time determined by the Procuring Entity's Representative;
  - (f) The Contractor does not maintain a Security, which is required;
  - (g) The Contractor has delayed the completion of the Works by the number of days for which the maximum amount of liquidated damages can be paid, as defined in the **GCC** Clause 9; and
  - (h) In case it is determined prima facie by the Procuring Entity that the Contractor has engaged, before or during the implementation of the contract, in unlawful deeds and behaviors relative to contract acquisition and implementation, such as, but not limited to, the following:
    - (i) corrupt, fraudulent, collusive, coercive, and obstructive practices as defined in **ITB** Clause 3.1(a), unless otherwise specified in the SCC;

- (ii) drawing up or using forged documents;
  - (iii) using adulterated materials, means or methods, or engaging in production contrary to rules of science or the trade; and
  - (iv) any other act analogous to the foregoing.
- 18.4. The Funding Source or the Procuring Entity, as appropriate, will seek to impose the maximum civil, administrative and/or criminal penalties available under the applicable law on individuals and organizations deemed to be involved with corrupt, fraudulent, or coercive practices.
- 18.5. When persons from either party to this Contract gives notice of a fundamental breach to the Procuring Entity's Representative in order to terminate the existing contract for a cause other than those listed under GCC Clause 18.3, the Procuring Entity's Representative shall decide whether the breach is fundamental or not.
- 18.6. If this Contract is terminated, the Contractor shall stop work immediately, make the Site safe and secure, and leave the Site as soon as reasonably possible.

## 19. Procedures for Termination of Contracts

- 19.1. The following provisions shall govern the procedures for the termination of this Contract:
  - (a) Upon receipt of a written report of acts or causes which may constitute ground(s) for termination as aforementioned, or upon its own initiative, the Procuring Entity shall, within a period of seven (7) calendar days, verify the existence of such ground(s) and cause the execution of a Verified Report, with all relevant evidence attached;
  - (b) Upon recommendation by the Procuring Entity, the HoPE shall terminate this Contract only by a written notice to the Contractor conveying the termination of this Contract. The notice shall state:
    - (i) that this Contract is being terminated for any of the ground(s) afore-mentioned, and a statement of the acts that constitute the ground(s) constituting the same;
    - (ii) the extent of termination, whether in whole or in part;
    - (iii) an instruction to the Contractor to show cause as to why this Contract should not be terminated; and
    - (iv) special instructions of the Procuring Entity, if any.

The Notice to Terminate shall be accompanied by a copy of the Verified Report;

- (c) Within a period of seven (7) calendar days from receipt of the Notice of Termination, the Contractor shall submit to the HoPE a verified position paper stating why the contract should not be terminated. If the Contractor fails to show cause after the lapse of the seven (7) day period, either by inaction or by default, the HoPE shall issue an order terminating the contract;
- (d) The Procuring Entity may, at anytime before receipt of the Contractor's verified position paper described in item (c) above withdraw the Notice to Terminate if it is determined that certain items or works subject of the notice had been completed, delivered, or performed before the Contractor's receipt of the notice;
- (e) Within a non-extendible period of ten (10) calendar days from receipt of the verified position paper, the HoPE shall decide whether or not to terminate this Contract. It shall serve a written notice to the Contractor of its decision and, unless otherwise provided in the said notice, this Contract is deemed terminated from receipt of the Contractor of the notice of decision. The termination shall only be based on the ground(s) stated in the Notice to Terminate; and
- (f) The HoPE may create a Contract Termination Review Committee (CTRC) to assist him in the discharge of this function. All decisions recommended by the CTRC shall be subject to the approval of the HoPE.

19.2. Pursuant to Section 69(f) of RA 9184 and without prejudice to the imposition of additional administrative sanctions as the internal rules of the agency may provide and/or further criminal prosecution as provided by applicable laws, the procuring entity shall impose on contractors after the termination of the contract the penalty of suspension for one (1) year for the first offense, suspension for two (2) years for the second offense from participating in the public bidding process, for violations committed during the contract implementation stage, which include but not limited to the following:

- (a) Failure of the contractor, due solely to his fault or negligence, to mobilize and start work or performance within the specified period in the Notice to Proceed ("NTP");
- (b) Failure by the contractor to fully and faithfully comply with its contractual obligations without valid cause, or failure by the contractor to comply with any written lawful instruction of the procuring entity or its representative(s) pursuant to the implementation of the contract. For the procurement of infrastructure projects or consultancy contracts, lawful instructions include but are not limited to the following:

- (i) Employment of competent technical personnel, competent engineers and/or work supervisors;
  - (ii) Provision of warning signs and barricades in accordance with approved plans and specifications and contract provisions;
  - (iii) Stockpiling in proper places of all materials and removal from the project site of waste and excess materials, including broken pavement and excavated debris in accordance with approved plans and specifications and contract provisions;
  - (iv) Deployment of committed equipment, facilities, support staff and manpower; and
  - (v) Renewal of the effectivity dates of the performance security after its expiration during the course of contract implementation.
- (c) Assignment and subcontracting of the contract or any part thereof or substitution of key personnel named in the proposal without prior written approval by the procuring entity.
- (d) Poor performance by the contractor or unsatisfactory quality and/or progress of work arising from his fault or negligence as reflected in the Constructor's Performance Evaluation System ("CPES") rating sheet. In the absence of the CPES rating sheet, the existing performance monitoring system of the procuring entity shall be applied. Any of the following acts by the Contractor shall be construed as poor performance:
- (i) Negative slippage of 15% and above within the critical path of the project due entirely to the fault or negligence of the contractor; and
  - (ii) Quality of materials and workmanship not complying with the approved specifications arising from the contractor's fault or negligence.
- (e) Willful or deliberate abandonment or non-performance of the project or contract by the contractor resulting to substantial breach thereof without lawful and/or just cause.

In addition to the penalty of suspension, the performance security posted by the contractor shall also be forfeited.

## 20. Force Majeure, Release From Performance



- 20.1. For purposes of this Contract the terms “*force majeure*” and “fortuitous event” may be used interchangeably. In this regard, a fortuitous event or *force majeure* shall be interpreted to mean an event which the Contractor could not have foreseen, or which though foreseen, was inevitable. It shall not include ordinary unfavorable weather conditions; and any other cause the effects of which could have been avoided with the exercise of reasonable diligence by the Contractor.
- 20.2. If this Contract is discontinued by an outbreak of war or by any other event entirely outside the control of either the Procuring Entity or the Contractor, the Procuring Entity’s Representative shall certify that this Contract has been discontinued. The Contractor shall make the Site safe and stop work as quickly as possible after receiving this certificate and shall be paid for all works carried out before receiving it and for any Work carried out afterwards to which a commitment was made.
- 20.3. If the event continues for a period of eighty four (84) days, either party may then give notice of termination, which shall take effect twenty eight (28) days after the giving of the notice.
- 20.4. After termination, the Contractor shall be entitled to payment of the unpaid balance of the value of the Works executed and of the materials and Plant reasonably delivered to the Site, adjusted by the following:
  - (a) any sum to which the Contractor is entitled under **GCC** Clause 28;
  - (b) the cost of his suspension and demobilization;
  - (c) any sum to which the Procuring Entity is entitled.
- 20.5. The net balance due shall be paid or repaid within a reasonable time period from the time of the notice of termination.

## 21. Resolution of Disputes

- 21.1. If any dispute or difference of any kind whatsoever shall arise between the parties in connection with the implementation of the contract covered by the Act and this IRR, the parties shall make every effort to resolve amicably such dispute or difference by mutual consultation.
- 21.2. If the Contractor believes that a decision taken by the Procuring Entity’s Representative was either outside the authority given to the Procuring Entity’s Representative by this Contract or that the decision was wrongly taken, the decision shall be referred to the Arbiter indicated in the **SCC** within fourteen (14) days of the notification of the Procuring Entity’s Representative’s decision.
- 21.3. Any and all disputes arising from the implementation of this Contract covered by the R.A. 9184 and its IRR shall be submitted to arbitration in the Philippines according to the provisions of Republic Act No. 876, otherwise known as the “

Arbitration Law” and Republic Act 9285, otherwise known as the “Alternative Dispute Resolution Act of 2004”: *Provided, however,* That, disputes that are within the competence of the Construction Industry Arbitration Commission to resolve shall be referred thereto. The process of arbitration shall be incorporated as a provision in this Contract that will be executed pursuant to the provisions of the Act and its IRR: *Provided, further,* That, by mutual agreement, the parties may agree in writing to resort to other alternative modes of dispute resolution.

## 22. Suspension of Loan, Credit, Grant, or Appropriation

In the event that the Funding Source suspends the Loan, Credit, Grant, or Appropriation to the Procuring Entity, from which part of the payments to the Contractor are being made:

- (a) The Procuring Entity is obligated to notify the Contractor of such suspension within seven (7) days of having received the suspension notice.
- (b) If the Contractor has not received sums due it for work already done within forty five (45) days from the time the Contractor’s claim for payment has been certified by the Procuring Entity’s Representative, the Contractor may immediately issue a suspension of work notice in accordance with **GCC** Clause 45.2.

## 23. Procuring Entity’s Representative’s Decisions

- 23.1. Except where otherwise specifically stated, the Procuring Entity’s Representative will decide contractual matters between the Procuring Entity and the Contractor in the role representing the Procuring Entity.
- 23.2. The Procuring Entity’s Representative may delegate any of his duties and responsibilities to other people, except to the Arbiter, after notifying the Contractor, and may cancel any delegation after notifying the Contractor.

## 24. Approval of Drawings and Temporary Works by the Procuring Entity’s Representative

- 24.1. All Drawings prepared by the Contractor for the execution of the Temporary Works, are subject to prior approval by the Procuring Entity’s Representative before its use.
- 24.2. The Contractor shall be responsible for design of Temporary Works.
- 24.3. The Procuring Entity’s Representative’s approval shall not alter the Contractor’s responsibility for design of the Temporary Works.

24.4. The Contractor shall obtain approval of third parties to the design of the Temporary Works, when required by the Procuring Entity.

## **25. Acceleration and Delays Ordered by the Procuring Entity's Representative**

25.1. When the Procuring Entity wants the Contractor to finish before the Intended Completion Date, the Procuring Entity's Representative will obtain priced proposals for achieving the necessary acceleration from the Contractor. If the Procuring Entity accepts these proposals, the Intended Completion Date will be adjusted accordingly and confirmed by both the Procuring Entity and the Contractor.

25.2. If the Contractor's Financial Proposals for an acceleration are accepted by the Procuring Entity, they are incorporated in the Contract Price and treated as a Variation.

## **26. Extension of the Intended Completion Date**

26.1. The Procuring Entity's Representative shall extend the Intended Completion Date if a Variation is issued which makes it impossible for the Intended Completion Date to be achieved by the Contractor without taking steps to accelerate the remaining work, which would cause the Contractor to incur additional costs. No payment shall be made for any event which may warrant the extension of the Intended Completion Date.

26.2. The Procuring Entity's Representative shall decide whether and by how much to extend the Intended Completion Date within twenty one (21) days of the Contractor asking the Procuring Entity's Representative for a decision thereto after fully submitting all supporting information. If the Contractor has failed to give early warning of a delay or has failed to cooperate in dealing with a delay, the delay by this failure shall not be considered in assessing the new Intended Completion Date.

## **27. Right to Vary**

27.1. The Procuring Entity's Representative with the prior approval of the Procuring Entity may instruct Variations, up to a maximum cumulative amount of ten percent (10%) of the original contract cost.

27.2. Variations shall be valued as follows:

- (a) At a lump sum price agreed between the parties;
- (b) where appropriate, at rates in this Contract;
- (c) in the absence of appropriate rates, the rates in this Contract shall be used as the basis for valuation; or failing which

- (d) at appropriate new rates, equal to or lower than current industry rates and to be agreed upon by both parties and approved by the HoPE.

## 28. Contractor's Right to Claim

If the Contractor incurs cost as a result of any of the events under **GCC** Clause 13, the Contractor shall be entitled to the amount of such cost. If as a result of any of the said events, it is necessary to change the Works, this shall be dealt with as a Variation.

## 29. Dayworks

- 29.1. Subject to **GCC** Clause 43 on Variation Order, and if applicable as indicated in the **SCC**, the Dayworks rates in the Contractor's bid shall be used for small additional amounts of work only when the Procuring Entity's Representative has given written instructions in advance for additional work to be paid for in that way.
- 29.2. All work to be paid for as Dayworks shall be recorded by the Contractor on forms approved by the Procuring Entity's Representative. Each completed form shall be verified and signed by the Procuring Entity's Representative within two days of the work being done.
- 29.3. The Contractor shall be paid for Dayworks subject to obtaining signed Dayworks forms.

## 30. Early Warning

- 30.1. The Contractor shall warn the Procuring Entity's Representative at the earliest opportunity of specific likely future events or circumstances that may adversely affect the quality of the work, increase the Contract Price, or delay the execution of the Works. The Procuring Entity's Representative may require the Contractor to provide an estimate of the expected effect of the future event or circumstance on the Contract Price and Completion Date. The estimate shall be provided by the Contractor as soon as reasonably possible.
- 30.2. The Contractor shall cooperate with the Procuring Entity's Representative in making and considering proposals for how the effect of such an event or circumstance can be avoided or reduced by anyone involved in the work and in carrying out any resulting instruction of the Procuring Entity's Representative.

## 31. Program of Work

- 31.1. Within the time stated in the **SCC**, the Contractor shall submit to the Procuring Entity's Representative for approval a Program of Work showing the general methods, arrangements, order, and timing for all the activities in the Works.

- 31.2. An update of the Program of Work shall show the actual progress achieved on each activity and the effect of the progress achieved on the timing of the remaining work, including any changes to the sequence of the activities.
- 31.3. The Contractor shall submit to the Procuring Entity's Representative for approval an updated Program of Work at intervals no longer than the period stated in the SCC. If the Contractor does not submit an updated Program of Work within this period, the Procuring Entity's Representative may withhold the amount stated in the SCC from the next payment certificate and continue to withhold this amount until the next payment after the date on which the overdue Program of Work has been submitted.
- 31.4. The Procuring Entity's Representative's approval of the Program of Work shall not alter the Contractor's obligations. The Contractor may revise the Program of Work and submit it to the Procuring Entity's Representative again at any time. A revised Program of Work shall show the effect of any approved Variations.
- 31.5. When the Program of Work is updated, the Contractor shall provide the Procuring Entity's Representative with an updated cash flow forecast. The cash flow forecast shall include different currencies, as defined in the Contract, converted as necessary using the Contract exchange rates.
- 31.6. All Variations shall be included in updated Program of Work produced by the Contractor.

## 32. Management Conferences

- 32.1. Either the Procuring Entity's Representative or the Contractor may require the other to attend a Management Conference. The Management Conference shall review the plans for remaining work and deal with matters raised in accordance with the early warning procedure.
- 32.2. The Procuring Entity's Representative shall record the business of Management Conferences and provide copies of the record to those attending the Conference and to the Procuring Entity. The responsibility of the parties for actions to be taken shall be decided by the Procuring Entity's Representative either at the Management Conference or after the Management Conference and stated in writing to all who attended the Conference.

## 33. Bill of Quantities

- 33.1. The Bill of Quantities shall contain items of work for the construction, installation, testing, and commissioning of work to be done by the Contractor.
- 33.2. The Bill of Quantities is used to calculate the Contract Price. The Contractor is paid for the quantity of the work done at the rate in the Bill of Quantities for each item.

- 33.3. If the final quantity of any work done differs from the quantity in the Bill of Quantities for the particular item and is not more than twenty five percent (25%) of the original quantity, provided the aggregate changes for all items do not exceed ten percent (10%) of the Contract price, the Procuring Entity's Representative shall make the necessary adjustments to allow for the changes subject to applicable laws, rules, and regulations.
- 33.4. If requested by the Procuring Entity's Representative, the Contractor shall provide the Procuring Entity's Representative with a detailed cost breakdown of any rate in the Bill of Quantities.

#### **34. Instructions, Inspections and Audits**

- 34.1. The Procuring Entity's personnel shall at all reasonable times during construction of the Work be entitled to examine, inspect, measure and test the materials and workmanship, and to check the progress of the construction.
- 34.2. If the Procuring Entity's Representative instructs the Contractor to carry out a test not specified in the Specification to check whether any work has a defect and the test shows that it does, the Contractor shall pay for the test and any samples. If there is no defect, the test shall be a Compensation Event.
- 34.3. The Contractor shall permit the Funding Source named in the SCC to inspect the Contractor's accounts and records relating to the performance of the Contractor and to have them audited by auditors appointed by the Funding Source, if so required by the Funding Source.

#### **35. Identifying Defects**

The Procuring Entity's Representative shall check the Contractor's work and notify the Contractor of any defects that are found. Such checking shall not affect the Contractor's responsibilities. The Procuring Entity's Representative may instruct the Contractor to search uncover defects and test any work that the Procuring Entity's Representative considers below standards and defective.

#### **36. Cost of Repairs**

Loss or damage to the Works or Materials to be incorporated in the Works between the Start Date and the end of the Defects Liability Periods shall be remedied by the Contractor at the Contractor's cost if the loss or damage arises from the Contractor's acts or omissions.

#### **37. Correction of Defects**

- 37.1. The Procuring Entity's Representative shall give notice to the Contractor of any defects before the end of the Defects Liability Period, which is One (1) year from

project completion up to final acceptance by the Procuring Entity's Representative.

- 37.2. Every time notice of a defect is given, the Contractor shall correct the notified defect within the length of time specified in the Procuring Entity's Representative's notice.
- 37.3. The Contractor shall correct the defects which he notices himself before the end of the Defects Liability Period.
- 37.4. The Procuring Entity shall certify that all defects have been corrected. If the Procuring Entity considers that correction of a defect is not essential, he can request the Contractor to submit a quotation for the corresponding reduction in the Contract Price. If the Procuring Entity accepts the quotation, the corresponding change in the SCC is a Variation.

### **38. Uncorrected Defects**

- 38.1. The Procuring Entity shall give the Contractor at least fourteen (14) days notice of his intention to use a third party to correct a Defect. If the Contractor does not correct the Defect himself within the period, the Procuring Entity may have the Defect corrected by the third party. The cost of the correction will be deducted from the Contract Price.
- 38.2. The use of a third party to correct defects that are uncorrected by the Contractor will in no way relieve the Contractor of its liabilities and warranties under the Contract.

### **39. Advance Payment**

- 39.1. The Procuring Entity shall, upon a written request of the contractor which shall be submitted as a contract document, make an advance payment to the contractor in an amount not exceeding fifteen percent (15%) of the total contract price, to be made in lump sum or, at the most two, installments according to a schedule specified in the SCC.
- 39.2. The advance payment shall be made only upon the submission to and acceptance by the Procuring Entity of an irrevocable standby letter of credit of equivalent value from a commercial bank, a bank guarantee or a surety bond callable upon demand, issued by a surety or insurance company duly licensed by the Insurance Commission and confirmed by the Procuring Entity.
- 39.3. The advance payment shall be repaid by the Contractor by an amount equal to the percentage of the total contract price used for the advance payment.
- 39.4. The contractor may reduce his standby letter of credit or guarantee instrument by the amounts refunded by the Monthly Certificates in the advance payment.

- 39.5. The Procuring Entity will provide an Advance Payment on the Contract Price as stipulated in the Conditions of Contract, subject to the maximum amount stated in SCC Clause 39.1.

#### **40. Progress Payments**

- 40.1. The Contractor may submit a request for payment for Work accomplished. Such request for payment shall be verified and certified by the Procuring Entity's Representative/Project Engineer. Except as otherwise stipulated in the SCC, materials and equipment delivered on the site but not completely put in place shall not be included for payment.
- 40.2. The Procuring Entity shall deduct the following from the certified gross amounts to be paid to the contractor as progress payment:
- (a) Cumulative value of the work previously certified and paid for.
  - (b) Portion of the advance payment to be recouped for the month.
  - (c) Retention money in accordance with the condition of contract.
  - (d) Amount to cover third party liabilities.
  - (e) Amount to cover uncorrected discovered defects in the works.
- 40.3. Payments shall be adjusted by deducting therefrom the amounts for advance payments and retention. The Procuring Entity shall pay the Contractor the amounts certified by the Procuring Entity's Representative within twenty eight (28) days from the date each certificate was issued. No payment of interest for delayed payments and adjustments shall be made by the Procuring Entity.
- 40.4. The first progress payment may be paid by the Procuring Entity to the Contractor provided that at least twenty percent (20%) of the work has been accomplished as certified by the Procuring Entity's Representative.
- 40.5. Items of the Works for which a price of "0" (zero) has been entered will not be paid for by the Procuring Entity and shall be deemed covered by other rates and prices in the Contract.

#### **41. Payment Certificates**

- 41.1. The Contractor shall submit to the Procuring Entity's Representative monthly statements of the estimated value of the work executed less the cumulative amount certified previously.
- 41.2. The Procuring Entity's Representative shall check the Contractor's monthly statement and certify the amount to be paid to the Contractor.



- 41.3. The value of Work executed shall:
- (a) be determined by the Procuring Entity's Representative;
  - (b) comprise the value of the quantities of the items in the Bill of Quantities completed; and
  - (c) include the valuations of approved variations.
- 41.4. The Procuring Entity's Representative may exclude any item certified in a previous certificate or reduce the proportion of any item previously certified in any certificate in the light of later information.

## 42. Retention

- 42.1. The Procuring Entity shall retain from each payment due to the Contractor an amount equal to a percentage thereof using the rate as specified in GCC Sub-Clause 42.2.
- 42.2. Progress payments are subject to retention of ten percent (10%), referred to as the "retention money." Such retention shall be based on the total amount due to the Contractor prior to any deduction and shall be retained from every progress payment until fifty percent (50%) of the value of Works, as determined by the Procuring Entity, are completed. If, after fifty percent (50%) completion, the Work is satisfactorily done and on schedule, no additional retention shall be made; otherwise, the ten percent (10%) retention shall again be imposed using the rate specified therefor.
- 42.3. The total "retention money" shall be due for release upon final acceptance of the Works. The Contractor may, however, request the substitution of the retention money for each progress billing with irrevocable standby letters of credit from a commercial bank, bank guarantees or surety bonds callable on demand, of amounts equivalent to the retention money substituted for and acceptable to the Procuring Entity, provided that the project is on schedule and is satisfactorily undertaken. Otherwise, the ten (10%) percent retention shall be made. Said irrevocable standby letters of credit, bank guarantees and/or surety bonds, to be posted in favor of the Government shall be valid for a duration to be determined by the concerned implementing office/agency or Procuring Entity and will answer for the purpose for which the ten (10%) percent retention is intended, *i.e.*, to cover uncorrected discovered defects and third party liabilities.
- 42.4. On completion of the whole Works, the Contractor may substitute retention money with an "on demand" Bank guarantee in a form acceptable to the Procuring Entity.

## 43. Variation Orders

- 43.1. Variation Orders may be issued by the Procuring Entity to cover any increase/decrease in quantities, including the introduction of new work items that are not included in the original contract or reclassification of work items that are either due to change of plans, design or alignment to suit actual field conditions resulting in disparity between the preconstruction plans used for purposes of bidding and the “as staked plans” or construction drawings prepared after a joint survey by the Contractor and the Procuring Entity after award of the contract, provided that the cumulative amount of the Variation Order does not exceed ten percent (10%) of the original project cost. The addition/deletion of Works should be within the general scope of the project as bid and awarded. The scope of works shall not be reduced so as to accommodate a positive Variation Order. A Variation Order may either be in the form of a Change Order or Extra Work Order.
- 43.2. A Change Order may be issued by the Procuring Entity to cover any increase/decrease in quantities of original Work items in the contract.
- 43.3. An Extra Work Order may be issued by the Procuring Entity to cover the introduction of new work necessary for the completion, improvement or protection of the project which were not included as items of Work in the original contract, such as, where there are subsurface or latent physical conditions at the site differing materially from those indicated in the contract, or where there are duly unknown physical conditions at the site of an unusual nature differing materially from those ordinarily encountered and generally recognized as inherent in the Work or character provided for in the contract.
- 43.4. Any cumulative Variation Order beyond ten percent (10%) shall be subject of another contract to be bid out if the works are separable from the original contract. In exceptional cases where it is urgently necessary to complete the original scope of work, the HoPE may authorize a positive Variation Order go beyond ten percent (10%) but not more than twenty percent (20%) of the original contract price, subject to the guidelines to be determined by the GPPB: *Provided, however,* That appropriate sanctions shall be imposed on the designer, consultant or official responsible for the original detailed engineering design which failed to consider the Variation Order beyond ten percent (10%).
- 43.5. In claiming for any Variation Order, the Contractor shall, within seven (7) calendar days after such work has been commenced or after the circumstances leading to such condition(s) leading to the extra cost, and within twenty-eight (28) calendar days deliver a written communication giving full and detailed particulars of any extra cost in order that it may be investigated at that time. Failure to provide either of such notices in the time stipulated shall constitute a waiver by the contractor for any claim. The preparation and submission of Variation Orders are as follows:
  - (a) If the Procuring Entity’s representative/Project Engineer believes that a Change Order or Extra Work Order should be issued, he shall prepare

the proposed Order accompanied with the notices submitted by the Contractor, the plans therefore, his computations as to the quantities of the additional works involved per item indicating the specific stations where such works are needed, the date of his inspections and investigations thereon, and the log book thereof, and a detailed estimate of the unit cost of such items of work, together with his justifications for the need of such Change Order or Extra Work Order, and shall submit the same to the HoPE for approval.

- (b) The HoPE or his duly authorized representative, upon receipt of the proposed Change Order or Extra Work Order shall immediately instruct the appropriate technical staff or office of the Procuring Entity to conduct an on-the-spot investigation to verify the need for the Work to be prosecuted and to review the proposed plan, and prices of the work involved.
- (c) The technical staff or appropriate office of the Procuring Entity shall submit a report of their findings and recommendations, together with the supporting documents, to the Head of Procuring Entity or his duly authorized representative for consideration.
- (d) The HoPE or his duly authorized representative, acting upon the recommendation of the technical staff or appropriate office, shall approve the Change Order or Extra Work Order after being satisfied that the same is justified, necessary, and in order.
- (e) The timeframe for the processing of Variation Orders from the preparation up to the approval by the Procuring Entity concerned shall not exceed thirty (30) calendar days.

#### 44. Contract Completion

Once the project reaches an accomplishment of ninety five (95%) of the total contract amount, the Procuring Entity may create an inspectorate team to make preliminary inspection and submit a punch-list to the Contractor in preparation for the final turnover of the project. Said punch-list will contain, among others, the remaining Works, Work deficiencies for necessary corrections, and the specific duration/time to fully complete the project considering the approved remaining contract time. This, however, shall not preclude the claim of the Procuring Entity for liquidated damages.

#### 45. Suspension of Work

45.1. The Procuring Entity shall have the authority to suspend the work wholly or partly by written order for such period as may be deemed necessary, due to *force majeure* or any fortuitous events or for failure on the part of the Contractor to correct bad conditions which are unsafe for workers or for the general public, to carry out valid orders given by the Procuring Entity or to

perform any provisions of the contract, or due to adjustment of plans to suit field conditions as found necessary during construction. The Contractor shall immediately comply with such order to suspend the work wholly or partly.

45.2. The Contractor or its duly authorized representative shall have the right to suspend work operation on any or all projects/activities along the critical path of activities after fifteen (15) calendar days from date of receipt of written notice from the Contractor to the district engineer/regional director/consultant or equivalent official, as the case may be, due to the following:

- (a) There exist right-of-way problems which prohibit the Contractor from performing work in accordance with the approved construction schedule.
- (b) Requisite construction plans which must be owner-furnished are not issued to the contractor precluding any work called for by such plans.
- (c) Peace and order conditions make it extremely dangerous, if not possible, to work. However, this condition must be certified in writing by the Philippine National Police (PNP) station which has responsibility over the affected area and confirmed by the Department of Interior and Local Government (DILG) Regional Director.
- (d) There is failure on the part of the Procuring Entity to deliver government-furnished materials and equipment as stipulated in the contract.
- (e) Delay in the payment of Contractor's claim for progress billing beyond forty-five (45) calendar days from the time the Contractor's claim has been certified to by the procuring entity's authorized representative that the documents are complete unless there are justifiable reasons thereof which shall be communicated in writing to the Contractor.

45.3. In case of total suspension, or suspension of activities along the critical path, which is not due to any fault of the Contractor, the elapsed time between the effectivity of the order suspending operation and the order to resume work shall be allowed the Contractor by adjusting the contract time accordingly.

## 46. Payment on Termination

46.1. If the Contract is terminated because of a fundamental breach of Contract by the Contractor, the Procuring Entity's Representative shall issue a certificate for the value of the work done and Materials ordered less advance payments received up to the date of the issue of the certificate and less the percentage to apply to the value of the work not completed, as indicated in the SCC. Additional Liquidated Damages shall not apply. If the total amount due to the

Procuring Entity exceeds any payment due to the Contractor, the difference shall be a debt payable to the Procuring Entity.

- 46.2. If the Contract is terminated for the Procuring Entity's convenience or because of a fundamental breach of Contract by the Procuring Entity, the Procuring Entity's Representative shall issue a certificate for the value of the work done, Materials ordered, the reasonable cost of removal of Equipment, repatriation of the Contractor's personnel employed solely on the Works, and the Contractor's costs of protecting and securing the Works, and less advance payments received up to the date of the certificate.
- 46.3. The net balance due shall be paid or repaid within twenty eight (28) days from the notice of termination.
- 46.4. If the Contractor has terminated the Contract under **GCC** Clauses 17 or 18, the Procuring Entity shall promptly return the Performance Security to the Contractor.

#### **47. Extension of Contract Time**

- 47.1. Should the amount of additional work of any kind or other special circumstances of any kind whatsoever occur such as to fairly entitle the contractor to an extension of contract time, the Procuring Entity shall determine the amount of such extension; provided that the Procuring Entity is not bound to take into account any claim for an extension of time unless the Contractor has, prior to the expiration of the contract time and within thirty (30) calendar days after such work has been commenced or after the circumstances leading to such claim have arisen, delivered to the Procuring Entity notices in order that it could have investigated them at that time. Failure to provide such notice shall constitute a waiver by the Contractor of any claim. Upon receipt of full and detailed particulars, the Procuring Entity shall examine the facts and extent of the delay and shall extend the contract time completing the contract work when, in the Procuring Entity's opinion, the findings of facts justify an extension.
- 47.2. No extension of contract time shall be granted the Contractor due to (a) ordinary unfavorable weather conditions and (b) inexcusable failure or negligence of Contractor to provide the required equipment, supplies or materials.
- 47.3. Extension of contract time may be granted only when the affected activities fall within the critical path of the PERT/CPM network.
- 47.4. No extension of contract time shall be granted when the reason given to support the request for extension was already considered in the determination of the original contract time during the conduct of detailed engineering and in

the preparation of the contract documents as agreed upon by the parties before contract perfection.

47.5. Extension of contract time shall be granted for rainy/unworkable days considered unfavorable for the prosecution of the works at the site, based on the actual conditions obtained at the site, in excess of the number of rainy/unworkable days pre-determined by the Procuring Entity in relation to the original contract time during the conduct of detailed engineering and in the preparation of the contract documents as agreed upon by the parties before contract perfection, and/or for equivalent period of delay due to major calamities such as exceptionally destructive typhoons, floods and earthquakes, and epidemics, and for causes such as non-delivery on time of materials, working drawings, or written information to be furnished by the Procuring Entity, non-acquisition of permit to enter private properties or non-execution of deed of sale or donation within the right-of-way resulting in complete paralyzation of construction activities, and other meritorious causes as determined by the Procuring Entity's Representative and approved by the HoPE. Shortage of construction materials, general labor strikes, and peace and order problems that disrupt construction operations through no fault of the Contractor may be considered as additional grounds for extension of contract time provided they are publicly felt and certified by appropriate government agencies such as DTI, DOLE, DILG, and DND, among others. The written consent of bondsmen must be attached to any request of the Contractor for extension of contract time and submitted to the Procuring Entity for consideration and the validity of the Performance Security shall be correspondingly extended.

#### **48. Price Adjustment**

Except for extraordinary circumstances as determined by NEDA and approved by the GPPB, no price escalation shall be allowed. Nevertheless, in cases where the cost of the awarded contract is affected by any applicable new laws, ordinances, regulations, or other acts of the GoP, promulgated after the date of bid opening, a contract price adjustment shall be made or appropriate relief shall be applied on a no loss-no gain basis.

#### **49. Completion**

The Contractor shall request the Procuring Entity's Representative to issue a certificate of Completion of the Works, and the Procuring Entity's Representative will do so upon deciding that the work is completed.

#### **50. Taking Over**

The Procuring Entity shall take over the Site and the Works within seven (7) days from the date the Procuring Entity's Representative issues a certificate of Completion.

#### **51. Operating and Maintenance Manuals**

- 51.1. If “as built” Drawings and/or operating and maintenance manuals are required, the Contractor shall supply them by the dates stated in the SCC.
- 51.2. If the Contractor does not supply the Drawings and/or manuals by the dates stated in the SCC, or they do not receive the Procuring Entity’s Representative’s approval, the Procuring Entity’s Representative shall withhold the amount stated in the SCC from payments due to the Contractor.

## *Section V. Special Conditions of Contract*

### **Notes on the Special Conditions of Contract**

Similar to the Section III. Bid Data Sheet, the clauses in this Section are intended to assist the Procuring Entity in providing contract-specific information in relation to corresponding clauses in the GCC.

The provisions of this Section complement the GCC, specifying contractual requirements linked to the special circumstances of the Procuring Entity, the Procuring Entity's country, the sector, and the Works procured. In preparing this Section, the following aspects should be checked:

- (a) Information that complements provisions of Section IV. General Conditions of Contract must be incorporated.
- (b) Amendments and/or supplements to provisions of Section IV. General Conditions of Contract, as necessitated by the circumstances of the specific project, must also be incorporated.

However, no special condition which defeats or negates the general intent and purpose of the provisions of Section IV. General Conditions of Contract should be incorporated herein.

For foreign-assisted projects, the Special Conditions of Contract to be used is provided in Section X-Foreign-Assisted Projects.



# Special Conditions of Contract

GCC Clause	
1.17	<p>The Intended Completion Date is:</p> <p>The intended completion date is Two Hundred Ten (210) calendar days or the duration specified on the Bid of the contractor accepted by the BAC, commencing from receipt of Notice to Proceed (NTP) by the contractor.</p> <p><i>NOTE: The contract duration shall be reckoned from the start date and not from contract effectivity date.</i></p>
1.22	<p>The Procuring Entity is:</p> <p style="text-align: center;">SOUTHERN LEYTE STATE UNIVERSITY Main Campus Sogod, Southern Leyte</p>
1.23	<p>The Procuring Entity's Representative is:</p> <p style="text-align: center;">PROSE IVY G. YEPES, Ed.D. University President</p>
1.24	<p>The <b>Site</b> is located at:</p> <p style="text-align: center;">SOUTHERN LEYTE STATE UNIVERSITY Tomas Oppus Campus San Isidro, Tomas Oppus, Southern Leyte</p> <p><i>List here locations of other Sites, if any.</i></p>
1.28	<p>The <b>Start Date</b> is:</p>
1.31	<p>The <b>Works</b> consist of:</p> <ul style="list-style-type: none"> <li>Earthworks and General Conditions</li> <li>Concrete Works</li> <li>Masonry &amp; Tile Works</li> <li>Doors &amp; Windows</li> <li>Carpentry &amp; Metal Works</li> <li>Electrical Works</li> <li>Plumbing &amp; Fixtures</li> <li>Painting &amp; Finishes</li> </ul>
2.2	<p>No further instructions.</p>
5.1	<p>The <b>Procuring Entity</b> shall give possession of the entire construction Site to the Contractor beginning on the date of effectivity of contract until the date of its termination and/or project completion.</p>
6.5	<p>The Contractor shall employ the following <b>Key Personnel</b>:</p>

	<i>NOTE: The names of the Key Personnel and their designation shall be filled out by winning contractor prior to contract signing.</i>
7.4(c)	<i>Specify additional conditions, if any, that must be met prior to the release of the performance security, otherwise, state “No further instructions.”</i>
7.7	No further instructions.
8.1	No further instructions.
10	The site investigation reports are:  It shall be the responsibility of the Contractor to obtain the site investigation reports.
12.3	No further instructions.
12.5	<i>Select one, delete the other.</i>  <i>In case of permanent structures, such as buildings of types 4 and 5 as classified under the National Building Code of the Philippines and other structures made of steel, iron, or concrete which comply with relevant structural codes (e.g., DPWH Standard Specifications), such as, but not limited to, steel/concrete bridges, flyovers, aircraft movement areas, ports, dams, tunnels, filtration and treatment plants, sewerage systems, power plants, transmission and communication towers, railway system, and other similar permanent structures: Fifteen (15) years.</i>  <i>In case of semi-permanent structures, such as buildings of types 1, 2, and 3 as classified under the National Building Code of the Philippines, concrete/asphalt roads, concrete river control, drainage, irrigation lined canals, river landing, deep wells, rock causeway, pedestrian overpass, and other similar semi-permanent structures: Five (5) years.</i>  <i>In case of other structures, such as Bailey and wooden bridges, shallow wells, spring developments, and other similar structures: Two (2) years.</i>
13	All partners to the joint venture shall be jointly and severally liable to the Procuring Entity.
18.3(h)(i)	No further instructions.
21.2	The Arbiter is:  Sogod Regional Trial Court Sogod, Southern Leyte
29.1	Dayworks are applicable at the rate shown in the Contractor’s original Bid.
31.1	The Contractor shall submit the Program of Work to the Procuring Entity’s Representative within <b>ten (10)</b> days of delivery of the Notice of Award.

31.3	The period between Program of Work updates is <b>thirty (30) calendar days</b> .  The amount of the advance payment is <b>twenty five percent (25%)</b> of the amount of the progress payment being billed.
34.3	The Funding Source is the <i>Government of the Philippines</i> .
39.1	The amount of the advance payment is <i>[insert amount as percentage of the Contract Price and schedule of payment]</i>
40.1	Materials and equipment delivered on the site but not completely put in place shall be included for payment.
51.1	The date by which operating and maintenance manuals are required is <i>[N/A]</i> .  The date by which “ <b>As-Built Drawings</b> ” are required is <b>fifteen (15) calendar days after project completion</b>
51.2	The amount to be withheld for failing to produce “as built” drawings and/or operating and maintenance manuals by the date required is <b>five percent (5%)</b> of the contract amount.

## *Section VI. Specifications*

### **Notes on Specifications**

A set of precise and clear specifications is a prerequisite for Bidders to respond realistically and competitively to the requirements of the Procuring Entity without qualifying or conditioning their Bids. In the context of international competitive bidding, the specifications must be drafted to permit the widest possible competition and, at the same time, present a clear statement of the required standards of workmanship, materials, and performance of the goods and services to be procured. Only if this is done will the objectives of economy, efficiency, and fairness in procurement be realized, responsiveness of Bids be ensured, and the subsequent task of bid evaluation facilitated. The specifications should require that all goods and materials to be incorporated in the Works be new, unused, of the most recent or current models, and incorporate all recent improvements in design and materials unless provided otherwise in the Contract.

Samples of specifications from previous similar projects are useful in this respect. The use of metric units is mandatory. Most specifications are normally written specially by the Procuring Entity or its representative to suit the Works at hand. There is no standard set of Specifications for universal application in all sectors in all regions, but there are established principles and practices, which are reflected in these PBDs.

There are considerable advantages in standardizing General Specifications for repetitive Works in recognized public sectors, such as highways, ports, railways, urban housing, irrigation, and water supply, in the same country or region where similar conditions prevail. The General Specifications should cover all classes of workmanship, materials, and equipment commonly involved in construction, although not necessarily to be used in a particular Works Contract. Deletions or addenda should then adapt the General Specifications to the particular Works.

Care must be taken in drafting specifications to ensure that they are not restrictive. In the specification of standards for goods, materials, and workmanship, recognized international standards should be used as much as possible. Where other particular standards are used, whether national standards or other standards, the specifications should state that goods, materials, and workmanship that meet other authoritative standards, and which ensure substantially equal or higher quality than the standards mentioned, will also be acceptable. The following clause may be inserted in the SCC.

#### **Sample Clause: Equivalency of Standards and Codes**

Wherever reference is made in the Contract to specific standards and codes to be met by the goods and materials to be furnished, and work performed or tested, the provisions of the latest current edition or revision of the relevant standards and codes in effect shall apply, unless otherwise expressly stated in the Contract. Where such standards and codes are

national, or relate to a particular country or region, other authoritative standards that ensure a substantially equal or higher quality than the standards and codes specified will be accepted subject to the Procuring Entity's Representative's prior review and written consent. Differences between the standards specified and the proposed alternative standards shall be fully described in writing by the Contractor and submitted to the Procuring Entity's Representative at least twenty eight (28) days prior to the date when the Contractor desires the Procuring Entity's Representative's consent. In the event the Procuring Entity's Representative determines that such proposed deviations do not ensure substantially equal or higher quality, the Contractor shall comply with the standards specified in the documents.

These notes are intended only as information for the PRO Procuring Entity or the person drafting the Bidding Documents. They should not be included in the final Bidding Documents.

## *Section VII. Drawings*

*Insert here a list of Drawings. The actual Drawings, including site plans, should be attached to this section or annexed in a separate folder.*

## *Section VIII. Bill of Quantities*

### **Notes on the Bill of Quantities**

#### **Objectives**

The objectives of the Bill of Quantities are:

- (a) to provide sufficient information on the quantities of Works to be performed to enable Bids to be prepared efficiently and accurately; and
- (b) when a Contract has been entered into, to provide a priced Bill of Quantities for use in the periodic valuation of Works executed.

In order to attain these objectives, Works should be itemized in the Bill of Quantities in sufficient detail to distinguish between the different classes of Works, or between Works of the same nature carried out in different locations or in other circumstances which may give rise to different considerations of cost. Consistent with these requirements, the layout and content of the Bill of Quantities should be as simple and brief as possible.

#### **Daywork Schedule**

A Daywork Schedule should be included only if the probability of unforeseen work, outside the items included in the Bill of Quantities, is high. To facilitate checking by the Entity of the realism of rates quoted by the Bidders, the Daywork Schedule should normally comprise the following:

- (a) A list of the various classes of labor, materials, and Constructional Plant for which basic daywork rates or prices are to be inserted by the Bidder, together with a statement of the conditions under which the Contractor will be paid for work executed on a daywork basis.
- (b) Nominal quantities for each item of Daywork, to be priced by each Bidder at Daywork rates as Bid. The rate to be entered by the Bidder against each basic Daywork item should include the Contractor's profit, overheads, supervision, and other charges.

#### **Provisional Sums**

A general provision for physical contingencies (quantity overruns) may be made by including a provisional sum in the Summary Bill of Quantities. Similarly, a contingency allowance for possible price increases should be provided as a provisional sum in the Summary Bill of Quantities. The inclusion of such provisional sums often facilitates budgetary approval by avoiding the need to request periodic supplementary approvals as the future need arises. Where such provisional sums or contingency allowances are used, the SCC should state the

manner in which they will be used, and under whose authority (usually the Procuring Entity's Representative's).

The estimated cost of specialized work to be carried out, or of special goods to be supplied, by other contractors (refer to **GCC** Clause 8) should be indicated in the relevant part of the Bill of Quantities as a particular provisional sum with an appropriate brief description. A separate procurement procedure is normally carried out by the Procuring Entity to select such specialized contractors. To provide an element of competition among the Bidders in respect of any facilities, amenities, attendance, etc., to be provided by the successful Bidder as prime Contractor for the use and convenience of the specialist contractors, each related provisional sum should be followed by an item in the Bill of Quantities inviting the Bidder to quote a sum for such amenities, facilities, attendance, etc.

### **Signature Box**

A signature box shall be added at the bottom of each page of the Bill of Quantities where the authorized representative of the Bidder shall affix his signature. Failure of the authorized representative to sign each and every page of the Bill of Quantities shall be a cause for rejection of his bid.

These Notes for Preparing a Bill of Quantities are intended only as information for the Procuring Entity or the person drafting the Bidding Documents. They should not be included in the final documents.



# *Section IX. Bidding Forms*

## TABLE OF CONTENTS

Bid Form .....	90
Form of Contract Agreement .....	92
Omnibus Sworn Statement .....	94
Bid Securing Declaration.....	97

## Bid Form

---

Date: \_\_\_\_\_

IB<sup>3</sup> N°: \_\_\_\_\_

To: *[name and address of PROCURING ENTITY]*

Address: *[insert address]*

We, the undersigned, declare that:

- (a) We have examined and have no reservation to the Bidding Documents, including Addenda, for the Contract *[insert name of contract]*;
- (b) We offer to execute the Works for this Contract in accordance with the Bid and Bid Data Sheet, General and Special Conditions of Contract accompanying this Bid;

The total price of our Bid, excluding any discounts offered below is: *[insert information]*;

The discounts offered and the methodology for their application are: *[insert information]*;

- (c) Our Bid shall be valid for a period of *[insert number]* days from the date fixed for the Bid submission deadline in accordance with the Bidding Documents, and it shall remain binding upon us and may be accepted at any time before the expiration of that period;
- (d) If our Bid is accepted, we commit to obtain a Performance Security in the amount of *[insert percentage amount]* percent of the Contract Price for the due performance of the Contract;
- (e) Our firm, including any subcontractors or suppliers for any part of the Contract, have nationalities from the following eligible countries: *[insert information]*;
- (f) We are not participating, as Bidders, in more than one Bid in this bidding process, other than alternative offers in accordance with the Bidding Documents;
- (g) Our firm, its affiliates or subsidiaries, including any subcontractors or suppliers for any part of the Contract, has not been declared ineligible by the Funding Source;

---

<sup>3</sup> If ADB, JICA and WB funded projects, use IFB.

- (h) We understand that this Bid, together with your written acceptance thereof included in your notification of award, shall constitute a binding contract between us, until a formal Contract is prepared and executed; and
- (i) We understand that you are not bound to accept the Lowest Calculated Bid or any other Bid that you may receive.
- (j) **We likewise certify/confirm that the undersigned, is the duly authorized representative of the bidder, and granted full power and authority to do, execute and perform any and all acts necessary to participate, submit the bid, and to sign and execute the ensuing contract for the [Name of Project] of the [Name of the Procuring Entity].**
- (k) We acknowledge that failure to sign each and every page of this Bid Form, including the Bill of Quantities, shall be a ground for the rejection of our bid.

Name: \_\_\_\_\_

In the capacity of: \_\_\_\_\_

Signed: \_\_\_\_\_

Duly authorized to sign the Bid for and on behalf of: \_\_\_\_\_

Date: \_\_\_\_\_

## Form of Contract Agreement

---

THIS AGREEMENT, made this *[insert date]* day of *[insert month]*, *[insert year]* between *[name and address of PROCURING ENTITY]* (hereinafter called the “Entity”) and *[name and address of Contractor]* (hereinafter called the “Contractor”).

WHEREAS, the Entity is desirous that the Contractor execute *[name and identification number of contract]* (hereinafter called “the Works”) and the Entity has accepted the Bid for *[insert the amount in specified currency in numbers and words]* by the Contractor for the execution and completion of such Works and the remedying of any defects therein.

NOW THIS AGREEMENT WITNESSETH AS FOLLOWS:

1. In this Agreement, words and expressions shall have the same meanings as are respectively assigned to them in the Conditions of Contract hereinafter referred to.
2. The following documents shall be attached, deemed to form, and be read and construed as integral part of this Agreement, to wit:
  - (a) General and Special Conditions of Contract;
  - (b) Drawings/Plans;
  - (c) Specifications;
  - (d) Invitation to Bid;
  - (e) Instructions to Bidders;
  - (f) Bid Data Sheet;
  - (g) Addenda and/or Supplemental/Bid Bulletins, if any;
  - (h) Bid form, including all the documents/statements contained in the Bidder’s bidding envelopes, as annexes, and all other documents submitted (e.g., Bidder’s response to request for clarifications on the bid), including corrections to the bid, if any, resulting from the Procuring Entity’s bid evaluation;
  - (i) Eligibility requirements, documents and/or statements;
  - (j) Performance Security;
  - (k) Notice of Award of Contract and the Bidder’s conforme thereto;
  - (l) Other contract documents that may be required by existing laws and/or the Entity.
3. In consideration of the payments to be made by the Entity to the Contractor as hereinafter mentioned, the Contractor hereby covenants with the Entity to

execute and complete the Works and remedy any defects therein in conformity with the provisions of this Contract in all respects.

4. The Entity hereby covenants to pay the Contractor in consideration of the execution and completion of the Works and the remedying of defects wherein, the Contract Price or such other sum as may become payable under the provisions of this Contract at the times and in the manner prescribed by this Contract.

IN WITNESS whereof the parties thereto have caused this Agreement to be executed the day and year first before written.

Signed, sealed, delivered by \_\_\_\_\_ the \_\_\_\_\_ (for the Entity)

Signed, sealed, delivered by \_\_\_\_\_ the \_\_\_\_\_ (for the Contractor).

Binding Signature of Procuring Entity

\_\_\_\_\_

Binding Signature of Contractor

\_\_\_\_\_

*[Addendum showing the corrections, if any, made during the Bid evaluation should be attached with this agreement]*

## Omnibus Sworn Statement

---

REPUBLIC OF THE PHILIPPINES            )  
CITY/MUNICIPALITY OF \_\_\_\_\_    ) S.S.

### AFFIDAVIT

I, *[Name of Affiant]*, of legal age, *[Civil Status]*, *[Nationality]*, and residing at *[Address of Affiant]*, after having been duly sworn in accordance with law, do hereby depose and state that:

1. **Select one, delete the other:**

*If a sole proprietorship:* I am the sole proprietor or authorized representative of *[Name of Bidder]* with office address at *[address of Bidder]*;

*If a partnership, corporation, cooperative, or joint venture:* I am the duly authorized and designated representative of *[Name of Bidder]* with office address at *[address of Bidder]*;

2. **Select one, delete the other:**

*If a sole proprietorship:* As the owner and sole proprietor or authorized representative of *[Name of Bidder]*, I have full power and authority to do, execute and perform any and all acts necessary to participate, submit the bid, and to sign and execute the ensuing contract for *[Name of the Project]* of the *[Name of the Procuring Entity]* *[insert "as shown in the attached duly notarized Special Power of Attorney" for the authorized representative]*;

*If a partnership, corporation, cooperative, or joint venture:* I am granted full power and authority to do, execute and perform any and all acts necessary to participate, submit the bid, and to sign and execute the ensuing contract for *[Name of the Project]* of the *[Name of the Procuring Entity]*, accompanied by the duly notarized Special Power of Attorney, Board/Partnership Resolution, or Secretary's Certificate, whichever is applicable;

3. *[Name of Bidder]* is not "blacklisted" or barred from bidding by the Government of the Philippines or any of its agencies, offices, corporations, or Local Government Units, foreign government/foreign or international financing institution whose blacklisting rules have been recognized by the Government Procurement Policy Board;

4. Each of the documents submitted in satisfaction of the bidding requirements is an authentic copy of the original, complete, and all statements and information provided therein are true and correct;

5. *[Name of Bidder]* is authorizing the Head of the Procuring Entity or its duly authorized representative(s) to verify all the documents submitted;

6. **Select one, delete the rest:**

*If a sole proprietorship:* The owner or sole proprietor is not related to the Head of the Procuring Entity, members of the Bids and Awards Committee (BAC), the Technical Working Group, and the BAC Secretariat, the head of the Project Management Office or the end-user unit, and the project consultants by consanguinity or affinity up to the third civil degree;

*If a partnership or cooperative:* None of the officers and members of *[Name of Bidder]* is related to the Head of the Procuring Entity, members of the Bids and Awards Committee (BAC), the Technical Working Group, and the BAC Secretariat, the head of the Project Management Office or the end-user unit, and the project consultants by consanguinity or affinity up to the third civil degree;

*If a corporation or joint venture:* None of the officers, directors, and controlling stockholders of *[Name of Bidder]* is related to the Head of the Procuring Entity, members of the Bids and Awards Committee (BAC), the Technical Working Group, and the BAC Secretariat, the head of the Project Management Office or the end-user unit, and the project consultants by consanguinity or affinity up to the third civil degree;

7. *[Name of Bidder]* complies with existing labor laws and standards; and

8. *[Name of Bidder]* is aware of and has undertaken the following responsibilities as a Bidder:

- a) Carefully examine all of the Bidding Documents;
- b) Acknowledge all conditions, local or otherwise, affecting the implementation of the Contract;
- c) Made an estimate of the facilities available and needed for the contract to be bid, if any; and
- d) Inquire or secure Supplemental/Bid Bulletin(s) issued for the *[Name of the Project]*.

9. *[Name of Bidder]* did not give or pay directly or indirectly, any commission, amount, fee, or any form of consideration, pecuniary or otherwise, to any person or official, personnel or representative of the government in relation to any procurement project or activity.

IN WITNESS WHEREOF, I have hereunto set my hand this \_\_\_ day of \_\_\_, 20\_\_ at \_\_\_\_\_, Philippines.

\_\_\_\_\_  
Bidder's Representative/Authorized Signatory

**SUBSCRIBED AND SWORN** to before me this \_\_\_\_ day of [month] [year] at [place of execution], Philippines. Affiant/s is/are personally known to me and was/were identified by me through competent evidence of identity as defined in the 2004 Rules on Notarial Practice (A.M. No. 02-8-13-SC). Affiant/s exhibited to me his/her [insert type of government identification card used], with his/her photograph and signature appearing thereon, with no. \_\_\_\_\_ and his/her Community Tax Certificate No. \_\_\_\_\_ issued on \_\_\_\_ at \_\_\_\_\_.

Witness my hand and seal this \_\_\_\_ day of [month] [year].

**NAME OF NOTARY PUBLIC**

Serial No. of Commission \_\_\_\_\_

Notary Public for \_\_\_\_\_ until \_\_\_\_\_

Roll of Attorneys No. \_\_\_\_\_

PTR No. \_\_\_\_\_ [date issued], [place issued]

IBP No. \_\_\_\_\_ [date issued], [place issued]

Doc. No. \_\_\_\_\_

Page No. \_\_\_\_\_

Book No. \_\_\_\_\_

Series of \_\_\_\_\_

\* This form will not apply for WB funded projects.



## Bid-Securing Declaration

(REPUBLIC OF THE PHILIPPINES)

CITY OF \_\_\_\_\_ ) S.S.

X-----X

**Invitation to Bid** *[Insert reference number]*

To: *[Insert name and address of the Procuring Entity]*

I/We, the undersigned, declare that:

1. I/We understand that, according to your conditions, bids must be supported by a Bid Security, which may be in the form of a Bid-Securing Declaration.
2. I/We accept that: (a) I/we will be automatically disqualified from bidding for any contract with any procuring entity for a period of two (2) years upon receipt of your Blacklisting Order; and, (b) I/we will pay the applicable fine provided under Section 6 of the Guidelines on the Use of Bid Securing Declaration, within fifteen (15) days from receipt of written demand by the procuring entity for the commission of acts resulting to the enforcement of the bid securing declaration under Sections 23.1(b), 34.2, 40.1 and 69.1, except 69.1 (f), of the IRR of RA 9184; without prejudice to other legal action the government may undertake.
3. I/We understand that this Bid-Securing Declaration shall cease to be valid on the following circumstances:
  - a. Upon expiration of the bid validity period, or any extension thereof pursuant to your request;
  - b. I am/we are declared ineligible or post-disqualified upon receipt of your notice to such effect, and (i) I/we failed to timely file a request for reconsideration or (ii) I/we filed a waiver to avail of said right;
  - c. I am/we are declared as the bidder with the Lowest Calculated Responsive Bid, and I/we have furnished the performance security and signed the Contract.

IN WITNESS WHEREOF, I/We have hereunto set my/our hand/s this \_\_\_\_ day of [month] [year] at [place of execution].

**[Insert NAME OF BIDDER'S AUTHORIZED REPRESENTATIVE]**

**[Insert signatory's legal capacity]**

Affiant

**SUBSCRIBED AND SWORN** to before me this \_\_ day of [month] [year] at [place of execution], Philippines. Affiant/s is/are personally known to me and was/were identified by me through competent evidence of identity as defined in the 2004 Rules on Notarial Practice (A.M. No. 02-8-13-SC). Affiant/s exhibited to me his/her [insert type of government identification card used], with his/her photograph and signature appearing thereon, with no. \_\_\_\_\_.

Witness my hand and seal this \_\_\_\_ day of [month] [year].

**NAME OF NOTARY PUBLIC**

Serial No. of Commission \_\_\_\_\_

Notary Public for \_\_\_\_\_ until \_\_\_\_\_

Roll of Attorneys No. \_\_\_\_\_

PTR No. \_\_, [date issued], [place issued]

IBP No. \_\_, [date issued], [place issued]

Doc. No. \_\_\_\_

Page No. \_\_\_\_

Book No. \_\_\_\_

Series of \_\_\_\_.

**Statement of all Ongoing Government and Private Contracts within the period from CY 2015 to present, including Contracts awarded but not yet started which are similar in nature**

Business Name : \_\_\_\_\_  
 Business Address : \_\_\_\_\_

Name of Contract	Date of Contract	Contract Duration	a. Owner's Name b. Address c. Telephone Nos.	Nature of Work	% of Bidder's Role		Contract Amount	a. Date Awarded b. Date Started c. Date of Completion	% of Accomplishment		Value of Outstanding Works
					Description	%			Planned	Actual	
<u>Government:</u>											
<u>Private:</u>											

Important notes :

- This statement shall be supported with:
- 1 Notice of Award and/or Contract
  - 2 Notice to Proceed issued by the owner

Submitted by : \_\_\_\_\_  
 (Print Name and Signature)  
 Designation : \_\_\_\_\_  
 Date : \_\_\_\_\_

**Statement of Bidder's Single Largest Completed Contract & Statement of All Government & Private Contracts Completed within the period from CY 2015 to present, which is similar in nature**

Business Name : \_\_\_\_\_  
 BusinessAddress : \_\_\_\_\_

Name of Client	a. Owner's Name b. Address c. Telephone Nos.	Nature of Work	Bidder's Role		a. Amount of Award b. Amount at Completion c. Contract Duration	a. Date Awarded b.Contract Effectivity c. Date Completed
			Description	%		
<u>Government</u>						
<u>Private</u>						

Note : This statement shall be supported with:  
 1 Contract  
 2 Official Receipt(s) issued for the contract  
 3 End-user's Certificate of Acceptance

Submitted by : \_\_\_\_\_  
 (Print Name and Signature)  
 Designation : \_\_\_\_\_

Republic of the Philippines



**SLSU**  
SOGOD, SOUTHERN LEYTE

## SECTION IV: TECHNICAL SPECIFICATION

**Project:** Completion of Human Kinetics at Tomas Oppus Campus  
**Location:** SLSU - Tomas Oppus  
**Owner:** SOUTHERN LEYTE STATE UNIVERSITY

ITEMS	DETAILS
<b>I MOBILIZATION</b>	
1.0 Mobilization/Demobilization	Contractor shall mobilize and put into operation all equipment and plants required to undertake the Bid Documents, which is the Bill of Quantities and all associated work items. Demobilization includes the clean-up of the site and the removal of materials, debris, waste, etc., and making good damages or temporary alterations, restoration of damages to the surrounding area (including vegetation, minor structures etc) resulting from the construction or construction-related activities.
2.0 Temporary Facilities/ Water & Electric/ Site Clearing	Contractor shall, as a priority in all his activities, undertakings and endeavors, ensure the continued and continuous safety of the public and all persons directly or indirectly associated with the Works. During the entire process of constructing the Works -- including preparation of the site, temporary water and electric line, barracks and final clean up upon completion -- the Contractor shall exercise the utmost care in order to prevent damage to the environment and adjoining properties. Due precautions shall be taken by the Contractor, at his own cost, to ensure the safety and protection against accidents of all staff and labor engaged on the Works and the public in the vicinity of the Works. The Contractor will be responsible for the safety of the public legitimately passing through the site. All excavations and items of potential danger to the public must be barricaded and sign-posted to the satisfaction of the Engineer, and the Contractor must provide sufficient watchmen to ensure the safety of the public at all times.
<b>II EARTHWORKS</b>	
1.0 Excavation/Backfilling	Labor only. Volume of footing, wall footing and covering of foundation
2.0 Batter Board	2" x 2" x 8' cocolumber
3.0 Stake	2" x 2" x 8' cocolumber
4.0 Consumable for Lay-out	2" Common Nail, Red Oxide Primer, Nylon Strings #80
<b>III CONCRETING WORKS</b>	
1.0 Concrete	
1.1 Footing (Stairs)	Maximum Compressive Strength at 28 days = 21 MPa (3000psi), G3/4"
1.1.1 Cement	Portland Cement (Type1) in 40kgs. Use one brand of cement all through-out acceptable to the Engineer - in-charge.
1.1.2 Sand	Washed Sand (S1). Uncoated granules, strong, durable, reasonably clean and free from organic matter
1.1.3 Gravel	Gravel (3/4"). Uncoated granules, strong, durable, reasonably clean and free from organic matter
1.1.4 Mixture	Class AA concrete mixture ( 1 : 1-1/2 : 3 ratio ) , 0.53 water / cement ratio
1.3 Column	Maximum Compressive Strength at 28 days = 21 MPa (3000psi), G3/4"
1.3.1 Cement	Portland Cement (Type1) in 40kgs. Use one brand of cement all through-out acceptable to the Engineer - in-charge.
1.3.2 Sand	Washed Sand (S1). Uncoated granules, strong, durable, reasonably clean and free from organic matter
1.3.3 Gravel	Gravel (3/4"). Uncoated granules, strong, durable, reasonably clean and free from organic matter
1.3.4 Mixture	Class AA concrete mixture ( 1 : 1-1/2 : 3 ratio ) , 0.53 water / cement ratio
1.4 Beam	Maximum Compressive Strength at 28 days = 21 MPa (3000psi), G3/4"
1.4.1 Cement	Portland Cement (Type1) in 40kgs. Use one brand of cement all through-out acceptable to the Engineer - in-charge.
1.4.2 Sand	Washed Sand (S1). Uncoated granules, strong, durable, reasonably clean and free from organic matter
1.4.3 Gravel	Gravel (3/4"). Uncoated granules, strong, durable, reasonably clean and free from organic matter
1.4.4 Mixture	Class AA concrete mixture ( 1 : 1-1/2 : 3 ratio ) , 0.53 water / cement ratio
1.5 Slab	Maximum Compressive Strength at 28 days = 21 MPa (3000psi), G3/4"
1.5.1 Cement	Portland Cement (Type1) in 40kgs. Use one brand of cement all through-out acceptable to the Engineer - in-charge.
1.5.2 Sand	Washed Sand (S1). Uncoated granules, strong, durable, reasonably clean and free from organic matter
1.5.3 Gravel	Gravel (3/4"). Uncoated granules, strong, durable, reasonably clean and free from organic matter
1.5.4 Mixture	Class AA concrete mixture ( 1 : 1-1/2 : 3 ratio ) , 0.53 water / cement ratio
1.6 Stair	Maximum Compressive Strength at 28 days = 21 MPa (3000psi), G3/4"
1.6.1 Cement	Portland Cement (Type1) in 40kgs. Use one brand of cement all through-out acceptable to the Engineer - in-charge.

## SECTION IV: TECHNICAL SPECIFICATION

**Project:** Completion of Human Kinetics at Tomas Oppus Campus  
**Location:** SLSU - Tomas Oppus  
**Owner:** SOUTHERN LEYTE STATE UNIVERSITY

ITEMS		DETAILS
1.6.2	Sand	Washed Sand (S1). Uncoated granules, strong, durable, reasonably clean and free from organic matter
1.6.3	Gravel	Gravel (3/4"). Uncoated granules, strong, durable, reasonably clean and free from organic matter
1.6.4	Mixture	Class AA concrete mixture ( 1 : 1-1/2 : 3 ratio ) , 0.53 water / cement ratio
1.7	Ramp	Maximum Compressive Strength at 28 days = 21 MPa (3000psi), G3/4"
1.7.1	Cement	Portland Cement (Type1) in 40kgs. Use one brand of cement all through-out acceptable to the Engineer - in-charge.
1.7.2	Sand	Washed Sand (S1). Uncoated granules, strong, durable, reasonably clean and free from organic matter
1.7.3	Gravel	Gravel (3/4"). Uncoated granules, strong, durable, reasonably clean and free from organic matter
1.7.4	Mixture	Class AA concrete mixture ( 1 : 1-1/2 : 3 ratio ) , 0.53 water / cement ratio
1.8	Canopy & Lintel Beam	Maximum Compressive Strength at 28 days = 21 MPa (3000psi), G3/4"
1.8.1	Cement	Portland Cement (Type1) in 40kgs. Use one brand of cement all through-out acceptable to the Engineer - in-charge.
1.8.2	Sand	Washed Sand (S1). Uncoated granules, strong, durable, reasonably clean and free from organic matter
1.8.3	Gravel	Gravel (3/4"). Uncoated granules, strong, durable, reasonably clean and free from organic matter
1.8.4	Mixture	Class AA concrete mixture ( 1 : 1-1/2 : 3 ratio ) , 0.53 water / cement ratio
2.0	Rebars	
2.1	Footing (Stairs)	
2.1.1	Reinforcing Bars	Deformed type reinforcing bars with minimum yield strength, FY = 280 MPa (Grade 60)
2.1.2	Material	16mm X 6.0m Deformed Rebars, 12mm X 6.0m Deformed Rebars, G.I. Tie Wire # 16
2.1.3	Typical Plan	Refer to Structural plans for details
2.2	Column	
2.2.1	Reinforcing Bars	Deformed type reinforcing bars with minimum yield strength, FY = 280 MPa (Grade 60)
2.2.2	Material	20mm X 6.0m Deformed Rebars (Grade40), 10mm X 6.0m Deformed Rebars (Grade60), G.I. Tie Wire # 16
2.2.3	Typical Plan	Refer to Structural plans for details
2.3	Beam	
2.3.1	Reinforcing Bars	Deformed type reinforcing bars with minimum yield strength, FY = 280 MPa (Grade 60)
2.3.2	Material	16mm X 6.0m Deformed Rebars, 12mm X 6.0m Deformed Rebars, G.I. Tie Wire # 16
2.3.3	Typical Plan	Refer to Structural plans for details
2.4	Slab	
2.4.1	Reinforcing Bars	Deformed type reinforcing bars with minimum yield strength, FY = 275 MPa (Grade 40)
2.4.2	Material	10mm X 6.0m Deformed Rebars, G.I. Tie Wire # 16
2.4.3	Typical Plan	Refer to Structural plans for details
2.5	Stair	
2.5.1	Reinforcing Bars	Deformed type reinforcing bars with minimum yield strength, FY = 280 MPa (Grade 40)
2.5.2	Material	16mm X 6.0m Deformed Rebars (Grade40), 12mm X 6.0m Deformed Rebars (Grade40), 10mm X 6.0m Deformed Rebars (Grade33), G.I. Tie Wire # 18
2.5.3	Typical Plan	Refer to Structural plans for details
2.6	Ramp Slab & Stairs	
2.6.1	Reinforcing Bars	Deformed type reinforcing bars with minimum yield strength, FY = 280 MPa (Grade 40)
2.6.2	Material	16mm X 6.0m Deformed Rebars (Grade40), 12mm X 6.0m Deformed Rebars (Grade40), 10mm X 6.0m Deformed Rebars (Grade33), G.I. Tie Wire # 18
2.6.3	Typical Plan	Refer to Structural plans for details
2.7	Canopy & Lintel Beam	
2.7.1	Reinforcing Bars	Deformed type reinforcing bars with minimum yield strength, FY = 280 MPa (Grade 40)
2.7.2	Material	12mm X 6.0m Deformed Rebars (Grade40), 10mm X 6.0m Deformed Rebars (Grade33), G.I. Tie Wire # 18
2.7.3	Typical Plan	Refer to Structural plans for details
3.0	Formworks & Shoring	
3.1	Formworks-Structural	
3.1.1	Material Specification	2" x 2" x 12' cocolumber, 2" x 3" x 12' cocolumber, 1/4" Plywood, Common Nail no. 1-1/2,2-1/2, 4
<b>IV MASONRY WORKS</b>		
1.0	Masonry Wall/Line Canal/Plant Box	
1.1	Concrete Mortar	4" Ordinary Concrete Hollow Blocks
1.1.1	Cement	Portland Cement (Type1) in 40kgs. Use one brand of cement all through-out acceptable to the Engineer - in-charge.

## SECTION IV: TECHNICAL SPECIFICATION

**Project:** Completion of Human Kinetics at Tomas Oppus Campus  
**Location:** SLSU - Tomas Oppus  
**Owner:** SOUTHERN LEYTE STATE UNIVERSITY

ITEMS		DETAILS
1.1.2	Sand	Washed Sand (S1). Uncoated granules, strong, durable, reasonably clean and free from organic matter
1.1.3	Mixture	Class A mortar mixture (1 : 2 ratio)
1.2	Reinforcing Bars	
1.2.1	Reinforcing Bars	Deformed type reinforcing bars with minimum yield strength, FY = 275 MPa (Grade 40)
1.2.2	Material	Deformed Steel Bar 10mm X 6.0m, G.I. Tie Wire # 16
1.2.3	Typical Plan	Refer to Structural plans for details
1.3	Plastering	1" (25.4mm) thick plastering. Maximum Compressive Strength = 4000 psi
1.3.1	Cement	Portland Cement (Type1) in 40kgs. Use one brand of cement all through-out acceptable to the Engineer - in-charge.
1.3.2	Sand	Washed Sand (S1). Uncoated granules, strong, durable, reasonably clean and free from organic matter
1.3.3	Mixture	Class A mortar mixture (1 : 2 ratio)
<b>V STRUCTURAL STEEL</b>		
1.0	Roof Framing	
1.1	Framing	
1.1.1	Truss	Top and Bottom Chord 2-2-1/2"x2-1/2"x1/4" thick angle bar, Vertical and Web member 2-2"x2"x3/16", Gusset Plate 1.20m x 2.40m x 6mm thk, Base Plate 1.20m x 2.40m x 12mm thk
1.1.2	Frame	1"x 1"x3/16"x6m. Angle bar (Metal Fascia Frame), 16mm dia. Round Bars Cross Bracing, 20mmØ Turnbuckle
1.1.3	Purlins	2"x 4"x 20'x 2.0mm C-Purlins
1.1.4	Sagrod	Deformed Steel Bar 10mm X 6.0m
1.1.5	Consumables	Anchor Bolt 16mmØ x 50mm x 300mm Long w/ Nuts and Washer, Welding Rod, Rust Converter, Red Lead Paint, Paint thinner, Roller & Paint brush, #16 GI wire
<b>VI THERMAL AND MOISTURE PROTECTION</b>		
1.0	Roofing	0.5mm thick Twin Rib Type Prepainted Rib type roof long span, Oceanic Blue
1.1	Accessories	0.5mm thick Preformed Gutter,Preformed Ridge Roll, Preformed Valley Gutter and Cover (Oceanic Blue) 10"Prepainted MetalFascia (Canyon Beige)
1.2	Insulation	10mm thk Double Sided PE Foam
1.3	Consumables	2-1/2" tekscrews, 1/8" x 1/2" Blind Rivets, Sealant
<b>VII DOORS AND WINDOWS</b>		
1.0	Door	
1.1	Door 1	Refer to Architectural Details
1.2	Door 2	Refer to Architectural Details
1.3	Door 3	Refer to Architectural Details
1.4	Door 4	Refer to Architectural Details
1.5	Door 5	Refer to Architectural Details
2.0	Door Accessories	
3.1	Lockset	High Quality Cylindrical Lockset
3.2	Hinge	4" Loose Pin Hinges (Solid), 3" Loose Pin Hinges (Flush door)
3.0	Door cornering	
3.1	Concrete Mortar	
3.1.1	Cement	Portland Cement (Type1) in 40kgs. Use one brand of cement all through-out acceptable to the Engineer - in-charge.
3.1.2	Sand	Washed Sand (S1). Uncoated granules, strong, durable, reasonably clean and free from organic matter
3.1.3	Mixture	Class A mortar mixture (1 : 2 ratio)
4.0	Window	
4.1	Glass	1/4" Clear glass panels w/ 2"x4" Aluminum Powder Coated Frame, 1/4" Clear Jalousie Glass Blades withAluminum Powder Coated frame (G/F), 1/4" Clear glass for awning
4.2	Dimension	Refer to Architectural Details
4.3	Location	Refer to Architectural Details
<b>VIII FINISHES</b>		
1.0	Floor Topping	
1.1	Floors	
1.1.2	Ground Floor	Floor Tiles (60x60)



## SECTION IV: TECHNICAL SPECIFICATION

**Project:** Completion of Human Kinetics at Tomas Oppus Campus  
**Location:** SLSU - Tomas Oppus  
**Owner:** SOUTHERN LEYTE STATE UNIVERSITY

ITEMS		DETAILS
1.1.3	Second Floor	Floor Tiles (60x60)
2.0	Exterior Finishes	Painted on skim coated finish
3.0	Interior Finishes	Painted on skim coated finish
4.0	Carpentry Works	
4.1	Exterior Ceiling	Light Metal Frame, 0.60m offset from exterior wal
4.1.1	Wall Angle	25mm x 25mm x 0.4mm thick, 2.40m, Ga 26, wall angle fastened to wall
4.1.2	Double Furring	19mm x 50mm x 0.4mm thick, 5m, Ga 26, double furring at board terminations only
4.1.3	Carrying Channel	12mm x 38mm x 0.80mm thick, 5m, Ga 22 carrying channel with double furring clip (W-clip) to fasten carrying channel and double furring spaced at 1.20m O.C.
4.1.4	Single Furring	19mm x 25mm x 0.4mm, 5m, Ga 26 thick single furring spaced at 0.60m O.C.
4.1.5	Accessories	Double Furring Clips, Hardi Screws (6mm dia. X 3/4"), Blind Rivets (1/8" dia. X 1/2"), Fanhead Screws for Wall Angle to Furring Connection, Concrete Nail 1" for Wall Angle to Wall Connection
4.1.6	Sheeting	1/4" thick fiber cement board (4' x 8'). Allow 5mm gap in all terminations
4.2	Interior Ceiling	Light Metal Frame
4.2.1	Wall Angle	25mm x 25mm x 0.4mm thick, 2.40m, Ga 26, wall angle fastened to wall
4.2.2	Double Furring	19mm x 50mm x 0.4mm thick, 5m, Ga 26, double furring at board terminations only
4.2.3	Carrying Channel	12mm x 38mm x 0.80mm thick, 5m, Ga 22 carrying channel with double furring clip (W-clip) to fasten carrying channel and double furring spaced at 1.20m O.C.
4.2.4	Single Furring	19mm x 25mm x 0.4mm, 5m, Ga 26 thick single furring spaced at 0.60m O.C.
4.2.5	Accessories	Double Furring Clips, Hardi Screws (6mm dia. X 3/4"), Blind Rivets (1/8" dia. X 1/2"), Fanhead Screws for Wall Angle to Furring Connection, Concrete Nail 1" for Wall Angle to Wall Connection
4.2.6	Sheeting	1/4" thick fiber cement board (4' x 8'). Allow 5mm gap in all terminations
4.3	Ceiling Vents	Straight type ceiling vent with screen located at the perimeter of the ceiling
4.3.1	Material Specification	150mm width 1" x 1" (25mm x 25mm) wood KD vent slats spaced at 6.5mm (clear)
4.4	Stairs	
4.4.1	Handrail	25x75x1.5mm Rectangular Tubing, 50x150x1.5mm tubular/Refer to architectural details
4.4.2	Railings	16mm Square Bar, 2"x1/4" Flat Bar/ refer to architectural details
4.4.3	Consumables	Welding Rod
4.5	Ramp	
4.5.1	Handrail	2½"Øx 6.0m. Stainless Pipe, Sch. 40
4.5.2	Consumables	Welding Rod
4.6	Partition Walls	
4.6.1	Comfort Room (Pilaster, Side & Middle Divider)	12mm thick water proof Phenolic Compact Board with Hanging brace. 1820mm high Pilaster & Side Divider, 1800mm high Middle Divider.
4.6.2	Comfort Room Partition Accessories	Rising Hinge, Indicator, Adjustable Foot, Bracket, U aluminum profile, Corner aluminum Profile, Edge aluminum Profile, Top aluminum Profile, Coat Hook, Toilet paper holder
5.0	Painting Works	
5.1	Exterior Wall	Application of Concrete Nuetralizer, 1 coat skimcoat (Primer), 2 coats gloss latex Use # 120 sandpaper
5.1.1	Color	White
5.2	Eaves and Ceiling Vent	Epoxy adhesive, 2 coats semi-Flat Wall Enamel Use # 120 sandpaper
5.2.1	Color	White,
5.3	Interior Wall	Application of Concrete Neutralizer, 1 coat skimcoat (Primer), 2 coats semi-gloss latex Use # 120 sandpaper
5.3.1	Color	White, Light Aspen (AVR)
5.4	Interior Ceiling & AVR Accent Wall	Epoxy adhesive, 2 coats semi-Flat Wall Enamel Use # 120 sandpaper
5.4.1	Color	White
5.5	Handrail/Railings	Red oxide primer, 1 coat quick dry enamel paint Use # 120 sandpaper
5.5.1	Color	Black
5.6	Cabinets	Epoxy Adhesive, 1 coat Flat Wall Enamel, 2 coats Quick Dry Enamel, Use # 120 sandpaper
5.6.1	Color	White
5.7	Consumables	Paint brush 2", 3", Roller 6"

## SECTION IV: TECHNICAL SPECIFICATION

**Project:** Completion of Human Kinetics at Tomas Oppus Campus  
**Location:** SLSU - Tomas Oppus  
**Owner:** SOUTHERN LEYTE STATE UNIVERSITY

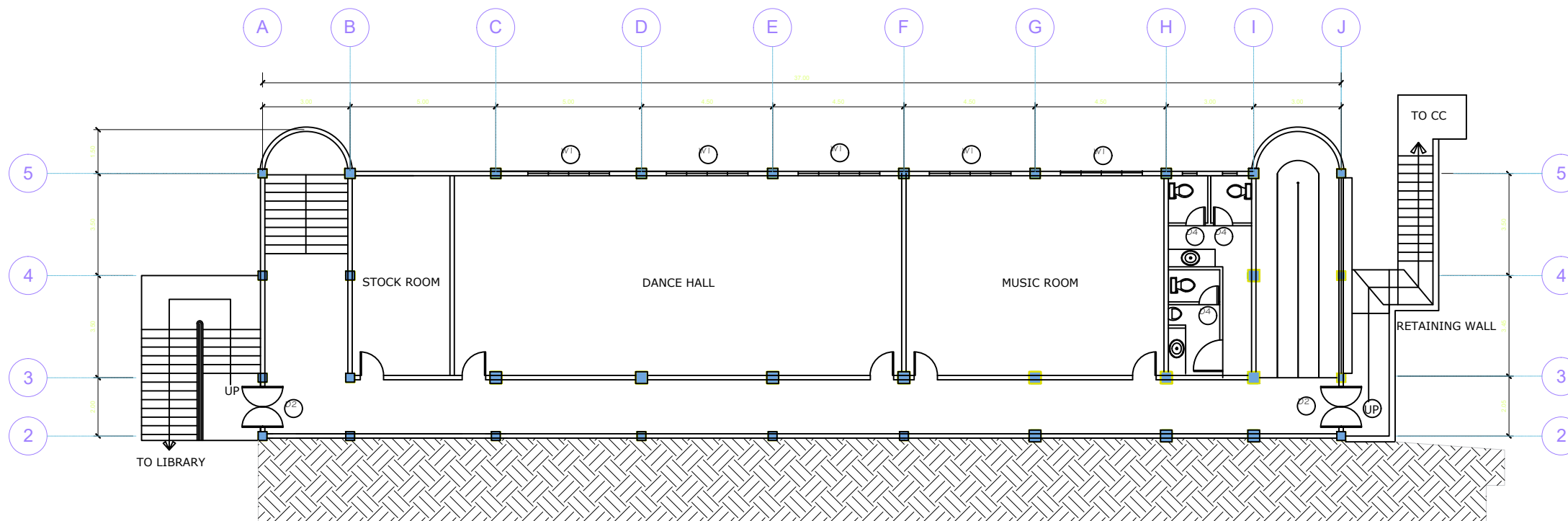
ITEMS		DETAILS
<b>6.0 Tile Works</b>		
6.1	Ramp Flooring	#10 Black,White & Brown Pebbles
6.2	Stairs	12" x 12" (300mm x 300mm) textured floor tiles
6.2.1	Terminations	Grout Termination, shade depending on the choice of tiles
6.2.2	Nosing	Stair Nosing 1½" x 3m. Brass
6.3	Second Floor	16" x 16" (400mm x 400mm) textured floor tiles
6.3.1	Terminations	Grout Termination, shade depending on the choice of tiles
6.4	Comfort Room	24" x 24" (600mm x 600mm) textured floor tiles
6.4.1	Waterproofing	2 coats Flexibond on flooring and 2 layers on wall tiles
6.4.2	Terminations	Grout Termination, shade depending on the choice of tiles
6.4.3	Layers	Refer to Architectural plan details
6.5	Counter	Granite 3/4", Black Galaxy
<b>IX ELECTRICAL</b>		
<b>1.0 Roughing Ins</b>		
1.1	Circuit Breaker and Branch	Refer to Electrical details and design analysis
1.1.1	Panel Board	Panel board, 200 AT,3P,32 holes (bolt-on type Center Main), Panel board, 125 AT,3P,24 holes (bolt-on type Center Main)
1.1.2	Breakers	Refer to Electrical details and design analysis
1.1.3	Ground	Copperclad Gound rod, Ground Rod Clamp
1.2	Conduits - Main Line	PVC Utility Box 2"x4", PVC Junction Box 4"x4", service entrance cap 2" Ø
1.3	Conduits Powerline	PVC Rigid Conduit 3/4" x 3m, 3/4" Long Elbow
1.4	Conduits Lighting line	1/2" Polyflex, PVC Rigid Conduit 1/2" x 3m, 1/2" Long Elbow
1.5	Conduits - ACU	PVC Rigid Conduit 3/4" x 3m, 3/4" Long Elbow
1.6	Wiring Main Panel-PowerPanel	THHN wire 30 sqmm stranded
1.7	Wiring Main Panel-LightPanel	THHN wire 8.0 sqmm stranded
1.8	Wiring Mainline	THHN wire #10 - 5.5 sqmm stranded
1.9	Wiring Powerline	THHN wire #12 - 3.5 sqmm stranded
2.0	Wiring Lightingline	THHN wire #14 - 2.0 sqmm stranded
2.1	Wiring Rough-ins	PVC Utility Box 2"x4", PVC Junction Box 4"x4", service entrance cap 1½" Ø
3.1	Cables Rough-in (Internet)	PVC Rigid Conduit 1/2" x 3m
<b>2.0 Finishing</b>		
2.1	Switches	Switch, Flush Type, "Wide series"
2.2	Outlets	Duplex Convinience Outlet, Flush Type "Wide series"
2.3	Fixtures	
2.3.1	Rooms & Lobby (1/F)	21 Watts T5 Fluorescent Lamp (Day Light)
2.3.2	Lobby (2/F)	LED Circular Downlight 8"Ø, 20 Watts (Day Light)
2.3.3	Comfort Rooms	LED Circular Downlight 6"Ø, 15 Watts (Day Light)
2.3.4	Lab Rooms	LED-PANEL Light, 595mmx595mmx10mm, 36w-220V (Comlete Set)(Day Light)
2.3.5	Audio Visual Room	Dimmable LED Ceiling Lamp, 400x400x38mm, 24W-220V, Surface Mounted, Day Light
2.3.6	Accent Audio Visual Room	High Quality Flexible LED Strip Light, 220V, 60 led/m
2.3.7	Ceiling Eaves	Surface type Downlight 4"Ø,24W with housing (69400 white)
2.3.8	Ceiling Fan	56" Industrial Fan
2.3.9	Speaker	Flush- Mounted 8" 2-way Speaker, 80W, White
<b>X SANITARY</b>		
1.0	Pipes and Fittings-Waterline	PPR- 1/2" x 3 meters, 1/2" Tee, 1/2" Threaded Elbow, 1/2" Plain Elbow, 1/2" Threaded Tee, 1/2" End Cap, Teflon Tape 1/2", Solvent Cement (400 cc), Male Adapter 1/2"
2.0	Pipes and Fittings-Sanitaryline	4" X 3.00m PVC Orange pipe S-1000, 2" X 3.00m PVC Orange pipe S-1000, 2" X 3.00m PVC Orange pipe S-1000, PVC Orange Elbow, Wye, Tee, (Refer to Plumbing drawings for connections), PVC Orange Bushing Reducer 4" X 2", PVC Orange P-trap 2", PVC Orange clean out with 4" cap
<b>3.0 Plumbing Fixtures</b>		
3.1	Water Closet	Front round water closet with tank fitting, seat and cover, flexible hose, bidet hose, angle valve, soap & tissue holder.
3.2	Lavatory	50cmx45cm Ceramic White Rectangular Surface Mounted Sink
3.3	Urinals	0.125 gpf Exposed Top Spud Urinal and Manual Piston-Type Urinal flush valve

## SECTION IV: TECHNICAL SPECIFICATION


**Project:** Completion of Human Kinetics at Tomas Oppus Campus  
**Location:** SLSU - Tomas Oppus  
**Owner:** SOUTHERN LEYTE STATE UNIVERSITY

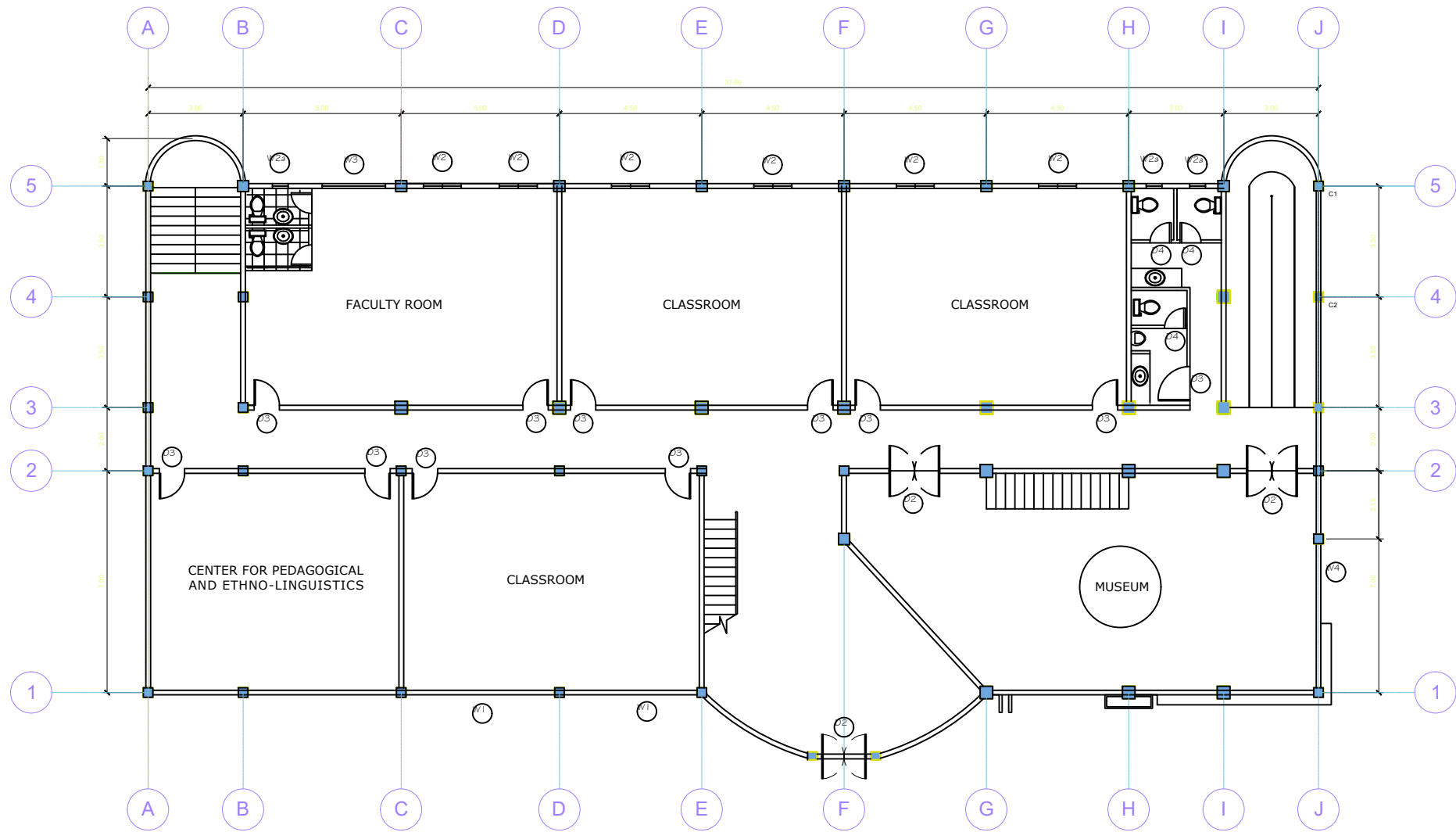
ITEMS		DETAILS
3.4	Foot Faucet	Plain Bibb Faucet (1/2" x 4") - Chrome
3.5	Floor Drain	4" x 4" (100mm x 100mm) Stainless floor drain
<b>XI TESTING</b>		
1.0	Materials Testing	Construction materials such as steel bars and concrete must be subjected to Tensile and Compressive strength respectively. If tests are conducted outside, certificate must be secured as proof.
2.0	Flood Test	CR flooring must undergo flood testing prior to installation of tiles. All fixtures must be tested prior to acceptance to ensure its functionality.
3.0	Leak Test	Water line must be tested prior to plastering and prior to the acceptance of the project to ensure that no leak will occur and to verify continuous flow of water along the line
4.0	Electrical Test	Electrical breakers and lines must be tested for its functionality.

Prepared by:




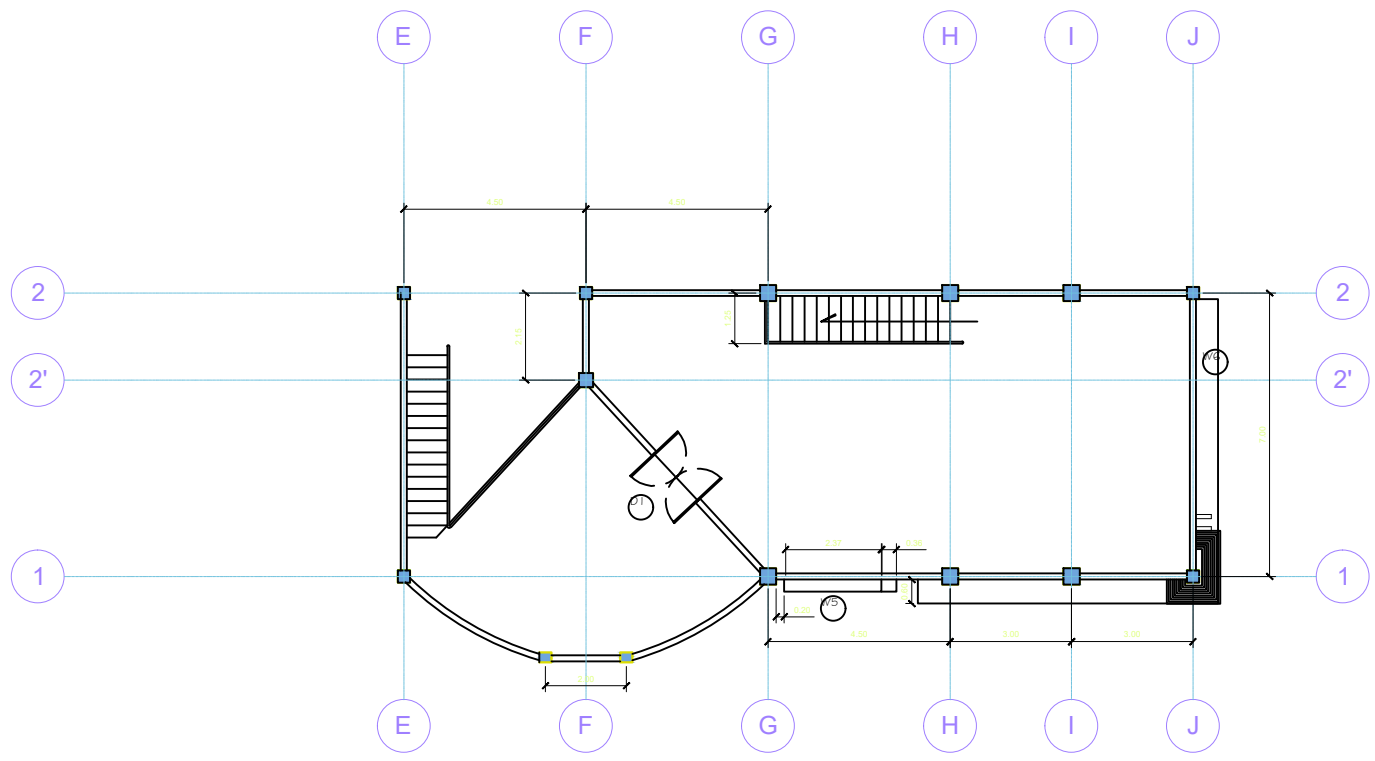

**FIRST FLOOR PLAN**  
 scale N T S

Owner	Project and Location	Sheet Content:	Designed by:	Recommending Approval:	Approved by:	Sheet No.
 <b>TOMAS OPPUS</b>	COMPLETION OF HUMAN KINETICS AT TOMAS OPPUS CAMPUS San Isidro, Tomas Oppus, Southern Leyte	FIRST FLOOR PLAN	RALPH ANGELO LLOREN PPDMO - Designate	ALEX S. MABULAY SAO - Designate	VIOLETA B. FELISILDA, DA Campus Director	A
						1   7



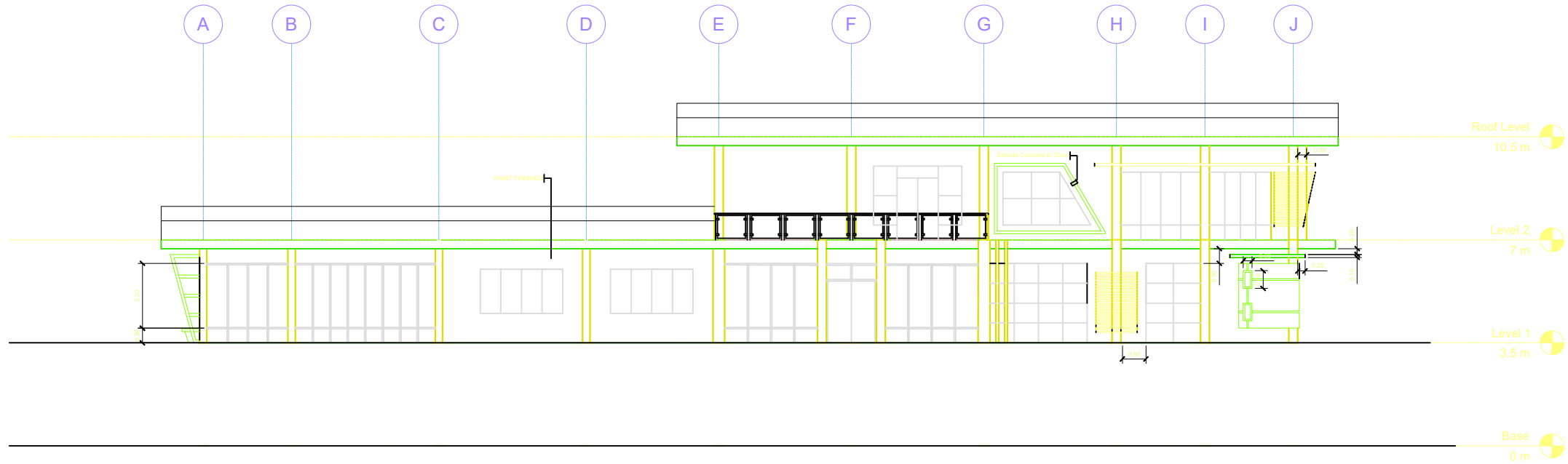

**SECOND FLOOR PLAN**  
 scale N T S

Owner	Project and Location	Sheet Content:	Designed by:	Recommending Approval:	Approved by:	Sheet No.
 <b>TOMAS OPPUS</b>	COMPLETION OF HUMAN KINETICS AT TOMAS OPPUS CAMPUS San Isidro, Tomas Oppus, Southern Leyte	SECOND FLOOR PLAN	RALPH ANGELO LLOREN <small>PPDMO - Designate</small>	ALEX S. MABULAY <small>SAO - Designate</small>	VIOLETA B. FELISILDA, DA <small>Campus Director</small>	A
						<div style="display: flex; justify-content: space-around; width: 100%;"> <span style="font-size: 2em;">2</span> <span style="font-size: 2em;">7</span> </div>



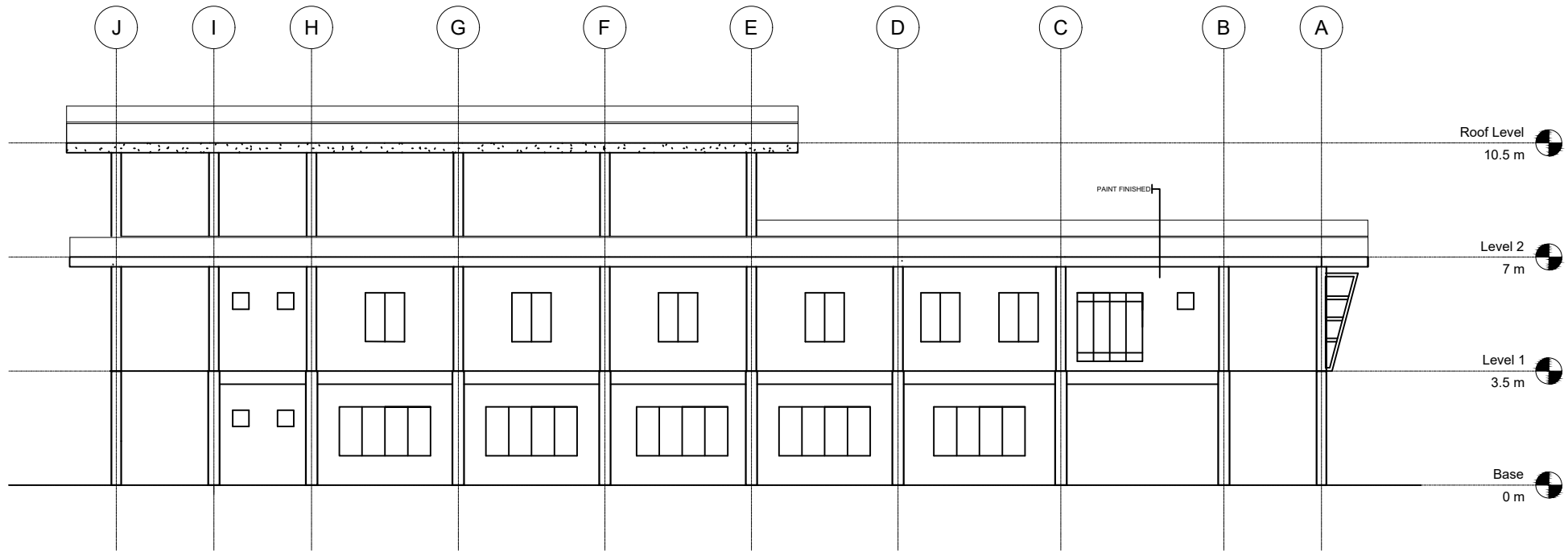
M E Z Z A N I N E  
scale N T S

Owner	Project and Location	Sheet Content:	Designed by:	Recommending Approval:	Approved by:	Sheet No.
 <b>TOMAS OPPUS</b>	COMPLETION OF HUMAN KINETICS AT TOMAS OPPUS CAMPUS San Isidro, Tomas Oppus, Southern Leyte	M E Z Z A N I N E	RALPH ANGELO LLOREN <small>PPDMO - Designate</small>	ALEX S. MABULAY <small>SAO - Designate</small>	VIOLETA B. FELISILDA, DA <small>Campus Director</small>	A
						3      7




**FRONT ELEVATION**  
 scale N T S

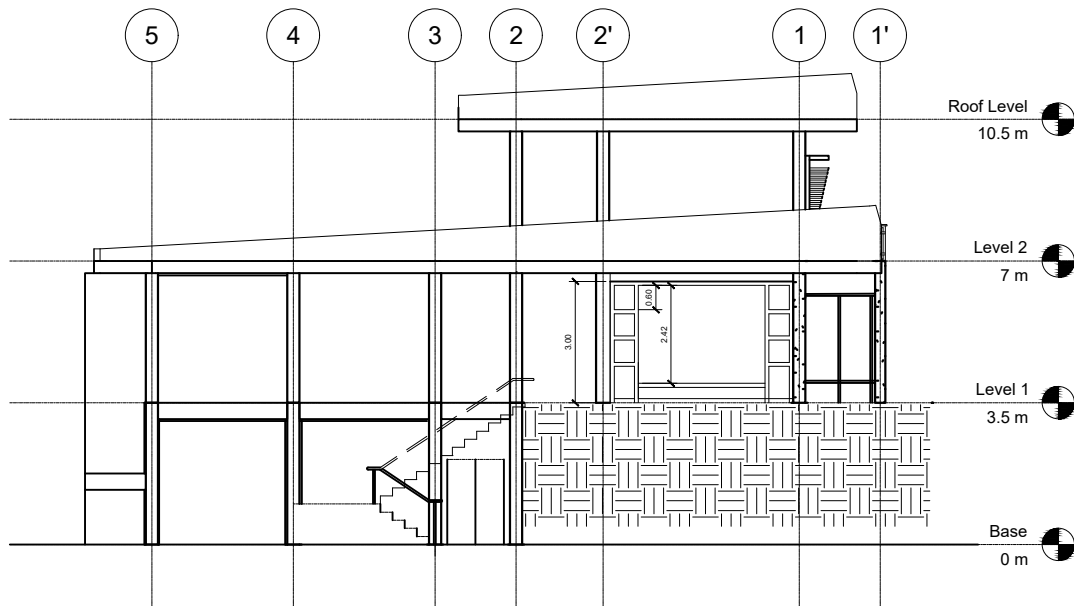
Owner	Project and Location	Sheet Content:	Designed by:	Recommending Approval:	Approved by:	Sheet No.
 <b>TOMAS OPPUS</b>	COMPLETION OF HUMAN KINETICS AT TOMAS OPPUS CAMPUS San Isidro, Tomas Oppus, Southern Leyte	FRONT ELEVATION	RALPH ANGELO LLOREN	ALEX S. MABULAY	VIOLETA B. FELISILDA, DA	A
			PPDMO - Designate	SAO - Designate	Campus Director	4   7



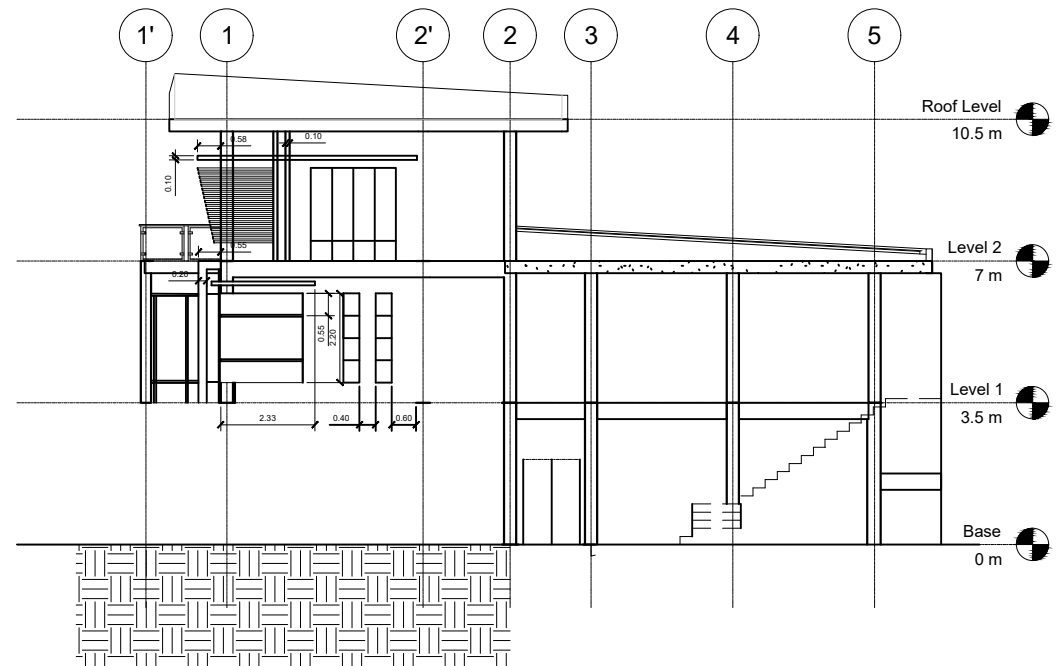

REAR ELEVATION  
scale N T 5

Owner	Project and Location	Sheet Content:	Designed by:	Recommending Approval:	Approved by:	Sheet No.
 <b>TOMAS OPPUS</b>	COMPLETION OF HUMAN KINETICS AT TOMAS OPPUS CAMPUS San Isidro, Tomas Oppus, Southern Leyte	REAR ELEVATION	RALPH ANGELO LLOREN <small>PPDMO - Designate</small>	ALEX S. MABULAY <small>SAO - Designate</small>	VIOLETA B. FELISILDA, DA <small>Campus Director</small>	A
						<table style="width: 100%; border: none;"> <tr> <td style="border: none; width: 50%; text-align: center; font-size: 2em;">5</td> <td style="border: none; width: 50%; text-align: center; font-size: 2em;">7</td> </tr> </table>
5	7					




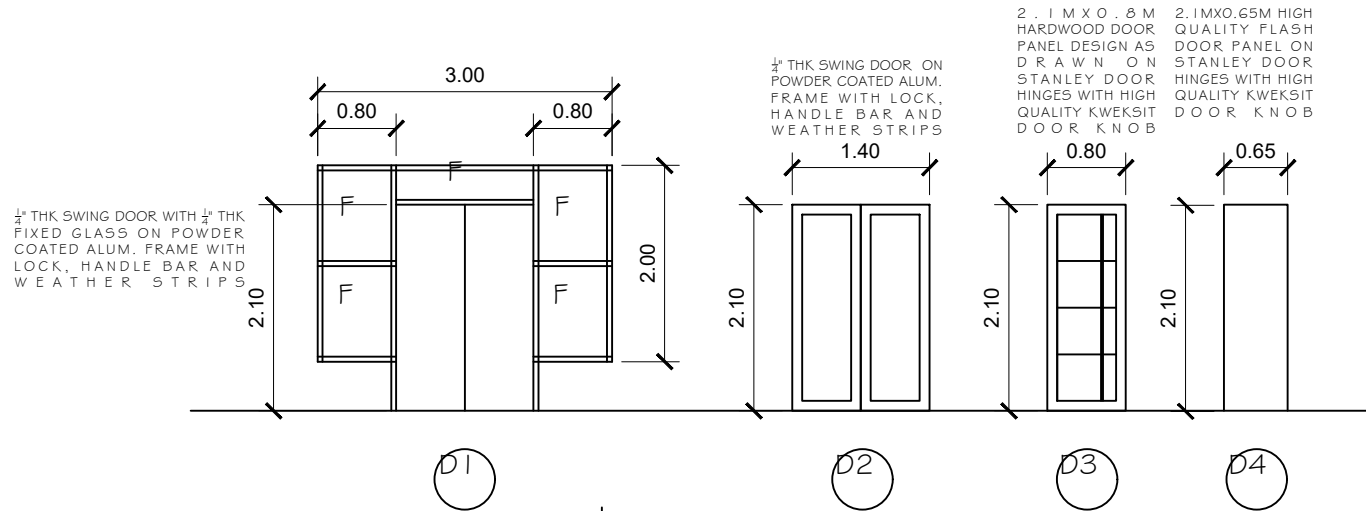



**LEFT SIDE ELEVATION**  
 scale N T S

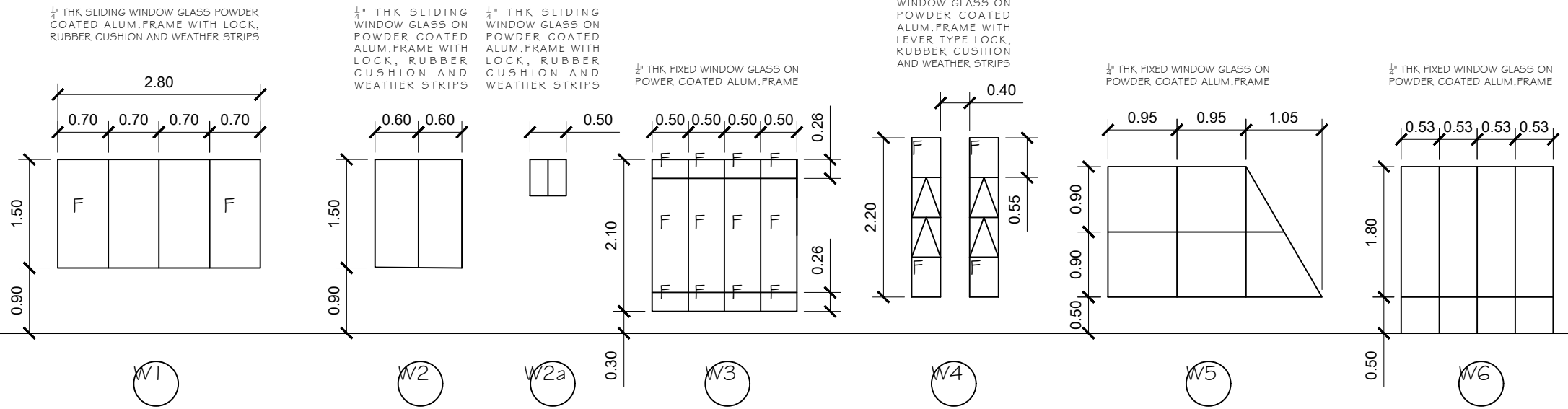



**RIGHT SIDE ELEVATION**  
 scale N T S

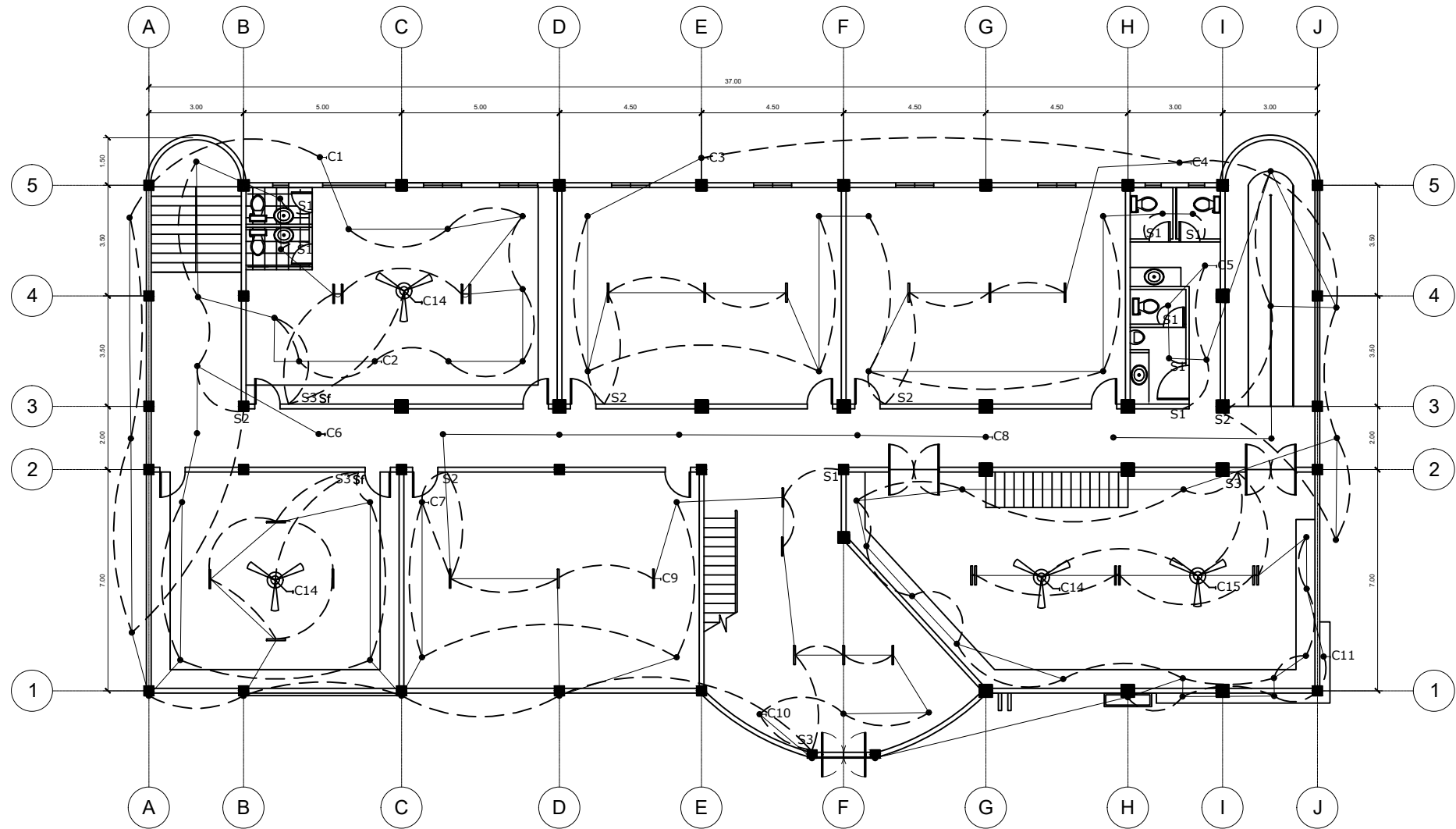
Owner	Project and Location	Sheet Content:	Designed by:	Recommending Approval:	Approved by:	Sheet No.			
 <b>TOMAS OPPUS</b>	COMPLETION OF HUMAN KINETICS AT TOMAS OPPUS CAMPUS San Isidro, Tomas Oppus, Southern Leyte	LEFT SIDE ELEVATION RIGHT SIDE ELEVATION	RALPH ANGELO LLOREN PPDMO - Designate	ALEX S. MABULAY SAO - Designate	VIOLETA B. FELISILDA, DA Campus Director	A	<table border="1" style="width: 100%; height: 100%;"> <tr> <td style="width: 50%; text-align: center;">6</td> <td style="width: 50%; text-align: center;">7</td> </tr> </table>	6	7
6	7								



**SCHEDULE OF DOORS AND WINDOWS**  
 scale N T 5

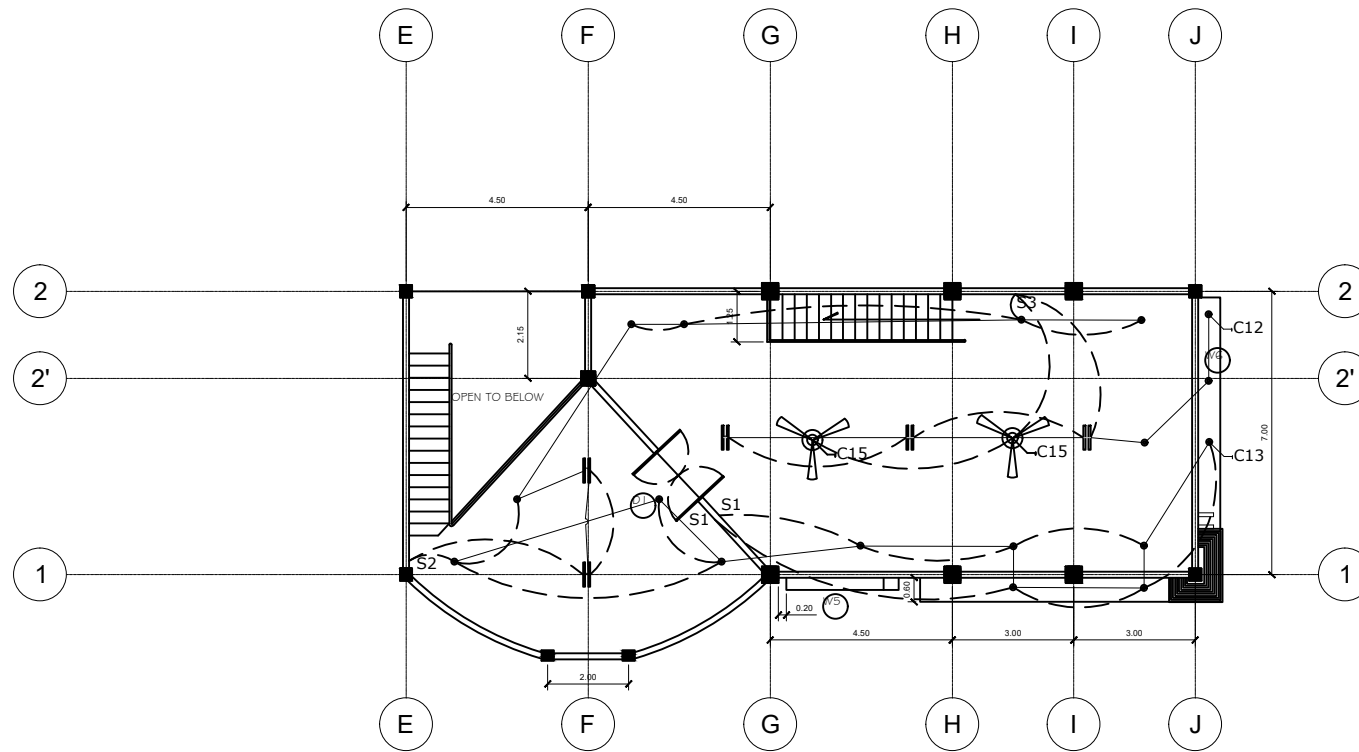


Owner	Project and Location	Sheet Content:	Designed by:	Recommending Approval:	Approved by:	Sheet No.
 <b>TOMAS OPPUS</b>	COMPLETION OF HUMAN KINETICS AT TOMAS OPPUS CAMPUS San Isidro, Tomas Oppus, Southern Leyte	SCHEDULE OF DOORS AND WINDOWS	RALPH ANGELO LLOREN	ALEX S. MABULAY	VIOLETA B. FELISILDA, DA	A
			PPDMO - Designate	SAO - Designate	Campus Director	7




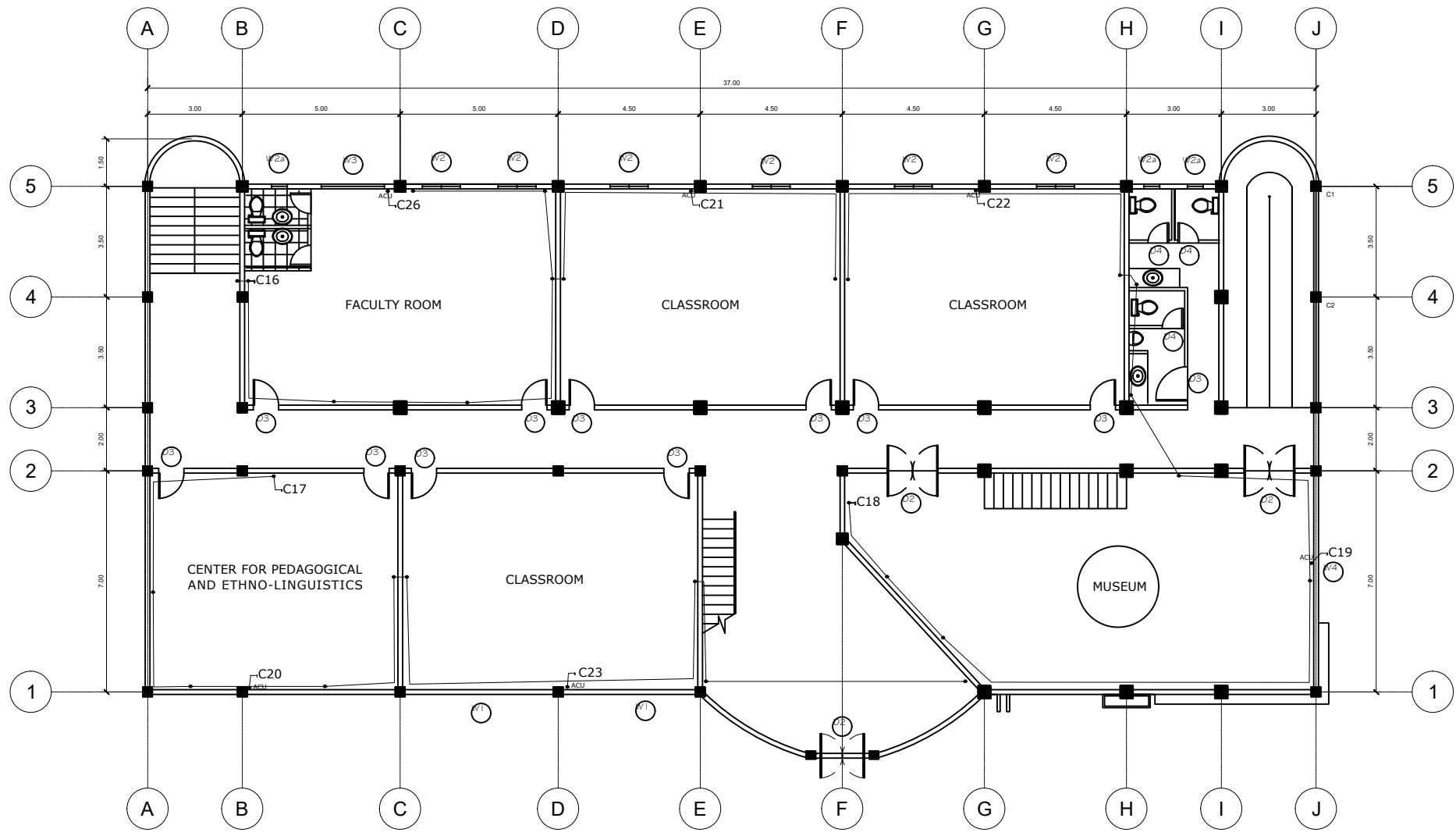
**SECOND FLOOR LIGHTING LAYOUT**  
 scale N T 5

Owner	Project and Location	Sheet Content:	Designed by:	Recommending Approval:	Approved by:	Sheet No.
 <b>TOMAS OPPUS</b>	COMPLETION OF HUMAN KINETICS AT TOMAS OPPUS CAMPUS San Isidro, Tomas Oppus, Southern Leyte	SECOND FLOOR LIGHTING LAYOUT	RALPH ANGELO LLOREN PPDMO - Designate	ALEX S. MABULAY SAO - Designate	VIOLETA B. FELISILDA, DA Campus Director	E
						1 7



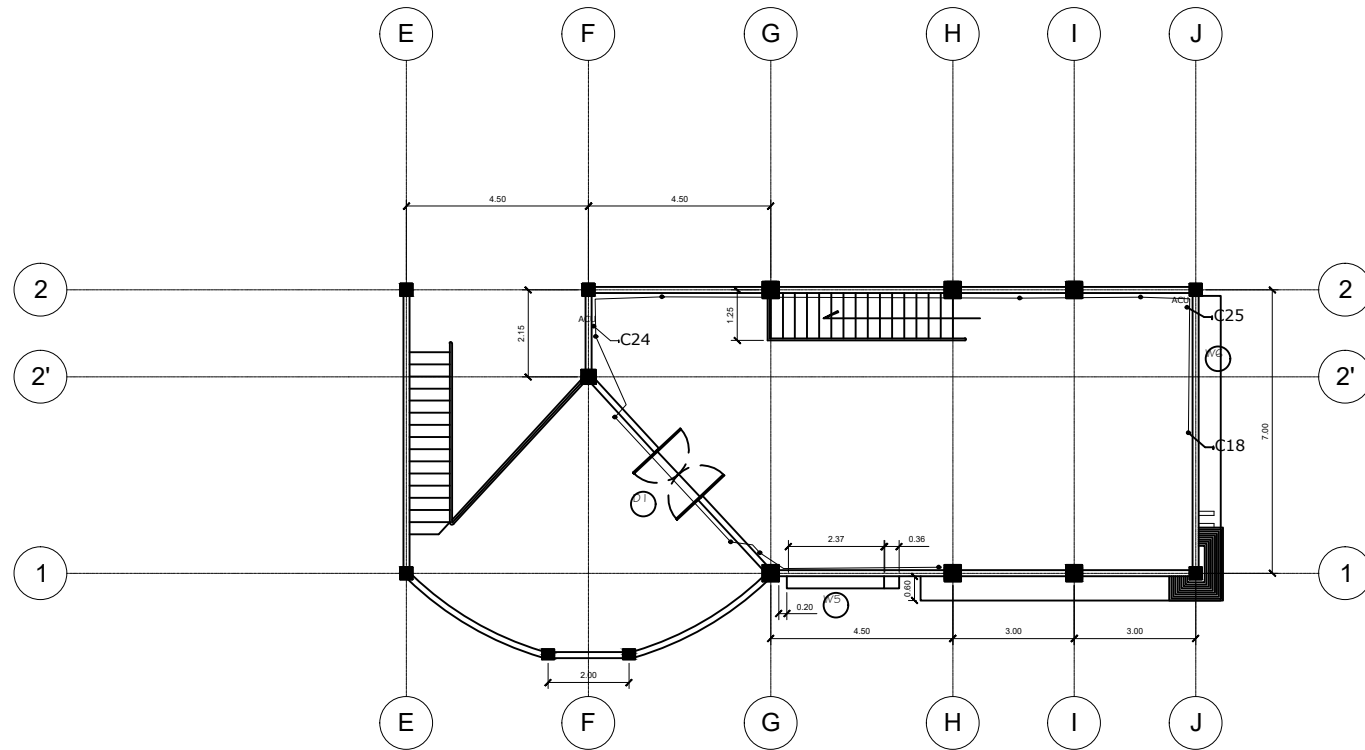

**MEZZANINE LIGHTING LAYOUT**  
 scale N T 5

Owner	Project and Location	Sheet Content:	Designed by:	Recommending Approval:	Approved by:	Sheet No.	
 <b>TOMAS OPPUS</b>	COMPLETION OF HUMAN KINETICS AT TOMAS OPPUS CAMPUS San Isidro, Tomas Oppus, Southern Leyte	M E Z Z A N I N E L I G H T I N G L A Y O U T	RALPH ANGELO LLOREN PPDMO - Designate	ALEX S. MABULAY SAO - Designate	VIOLETA B. FELISILDA, DA Campus Director	E	<div style="display: flex; justify-content: space-around; align-items: center;"> <span style="font-size: 2em;">2</span> <span style="font-size: 2em;">7</span> </div>




**SECOND FLOOR POWER LAYOUT**  
 scale N T S

Owner	Project and Location	Sheet Content:	Designed by:	Recommending Approval:	Approved by:	Sheet No.
 <b>TOMAS OPPUS</b>	COMPLETION OF HUMAN KINETICS AT TOMAS OPPUS CAMPUS San Isidro, Tomas Oppus, Southern Leyte	SECOND FLOOR POWER LAYOUT	RALPH ANGELO LLOREN PPDMO - Designate	ALEX S. MABULAY SAO - Designate	VIOLETA B. FELISILDA, DA Campus Director	E
						3    7



MEZZANINE POWER LAYOUT  
 scale N T S

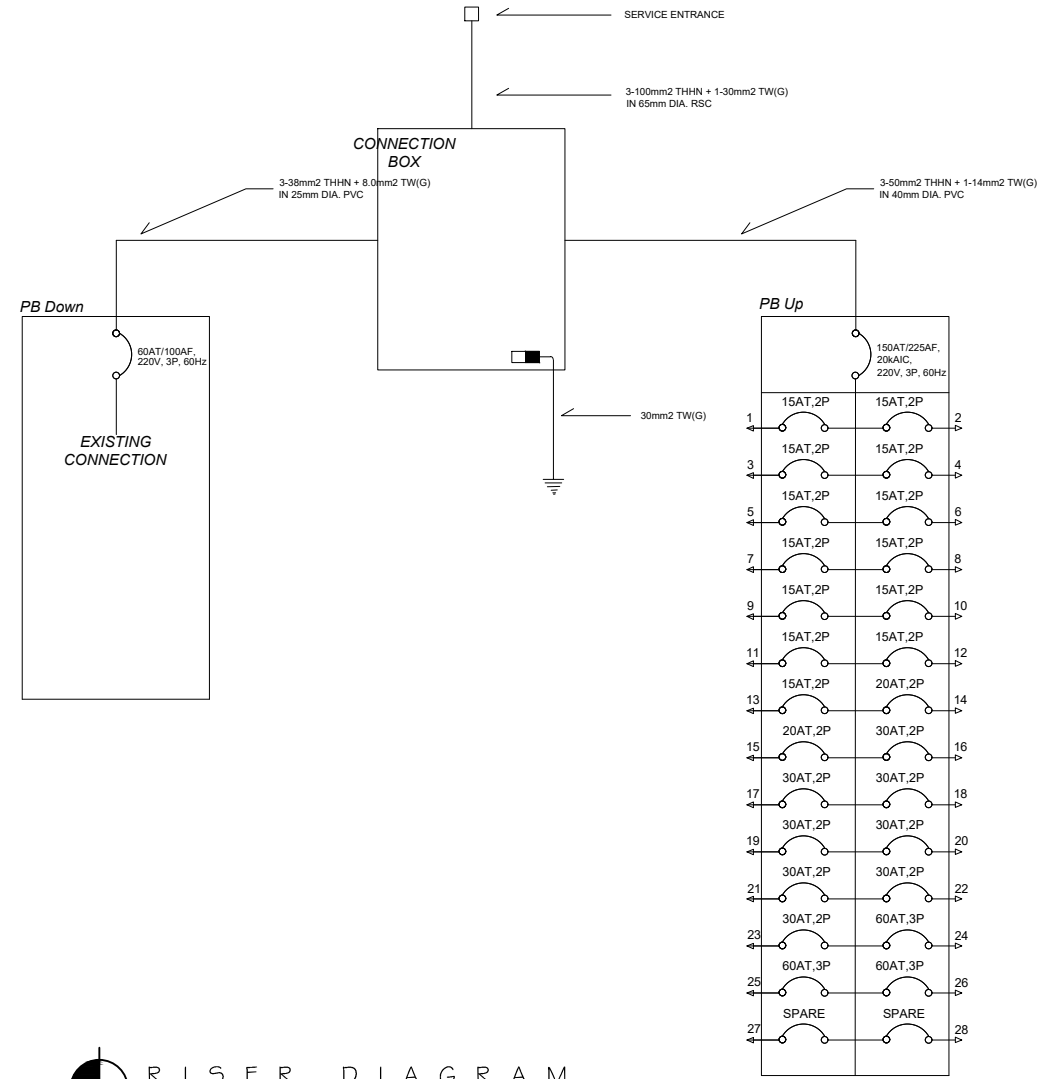
Owner	Project and Location	Sheet Content:	Designed by:	Recommending Approval:	Approved by:	Sheet No.	
 <b>TOMAS OPPUS</b>	COMPLETION OF HUMAN KINETICS AT TOMAS OPPUS CAMPUS San Isidro, Tomas Oppus, Southern Leyte	MEZZANINE POWER L A Y O U T	RALPH ANGELO LLOREN PPDMO - Designate	ALEX S. MABULAY SAO - Designate	VIOLETA B. FELISILDA, DA Campus Director	E	4   7

# GENERAL NOTES

- ALL ELECTRICAL WORKS SHALL COMPLY IN ACCORDANCE WITH THESE PLANS AND SPECIFICATIONS. THE APPLICABLE PROVISIONS OF THE LATEST EDITION OF THE PHILIPPINE ELECTRICAL CODE (PEC), THE RULES AND REGULATION OF THE LOCAL ENFORCING AUTHORITY AND THE REQUIREMENTS OF THE LOCAL POWER COMPANY. THE ELECTRICAL WORKS SHALL BE UNDER IMMEDIATE SUPERVISION OF A DULY REGISTERED ELECTRICAL ENGINEER.
- THE ELECTRICAL SERVICE POWER IS 1-PHASE, 2-WIRE, 230 V AC, 60 Hz.
- WIRING METHOD SHALL BE AS FOLLOWS :
  - FEEDERS AND RISERS - INTERMEDIATE METALLIC CONDUIT
  - LIGHTING, POWER RECEPTACLE - POLYVINYL CHLORIDE CONDUIT BRANCH CKT., & AUXILIARY SCH. 40
- ALL WIRES SHALL BE COPPER AND THERMOPLASTIC INSULATED TYPE "THW" UNLESS OTHERWISE INDICATED IN THE PLAN. THE MINIMUM SIZE OF WIRE FOR POWER AND LIGHTING CIRCUIT HOMERUN SHALL BE 3.5mm<sup>2</sup> AND INSULATED FOR 600 VOLTS. SMALLEST RACEWAY SHALL BE 15mm<sup>ø</sup> TRADE/NOMINAL SIZE.
- ALL OUTLET BOXES SHALL BE GALVANIZED GAGE NO. 16 DEEP TYPE WITH FACTORY KNOCKOUTS.
- ALL MATERIALS TO BE USED SHALL BE BRAND NEW AND APPROVED TYPE FOR THE PARTICULAR LOCATION AND PURPOSE OF USAGE.
- GROUNDING SYSTEM SHALL BE PROVIDED TO ALL LIGHTING AND POWER CIRCUIT AS PER PHILIPPINE ELECTRICAL CODE REQUIREMENT.
- MOUNTING HEIGHT OF WIRING DEVICES SHALL BE AS FOLLOWS :
  - LIGHT SWITCH - 1.20 M ABOVE FINISH FLOOR
  - CONVENIENCE OUTLET - 0.30 M ABOVE FINISH FLOOR.
  - PANELBOARD - 1.80 M ABOVE FINISH FLOOR

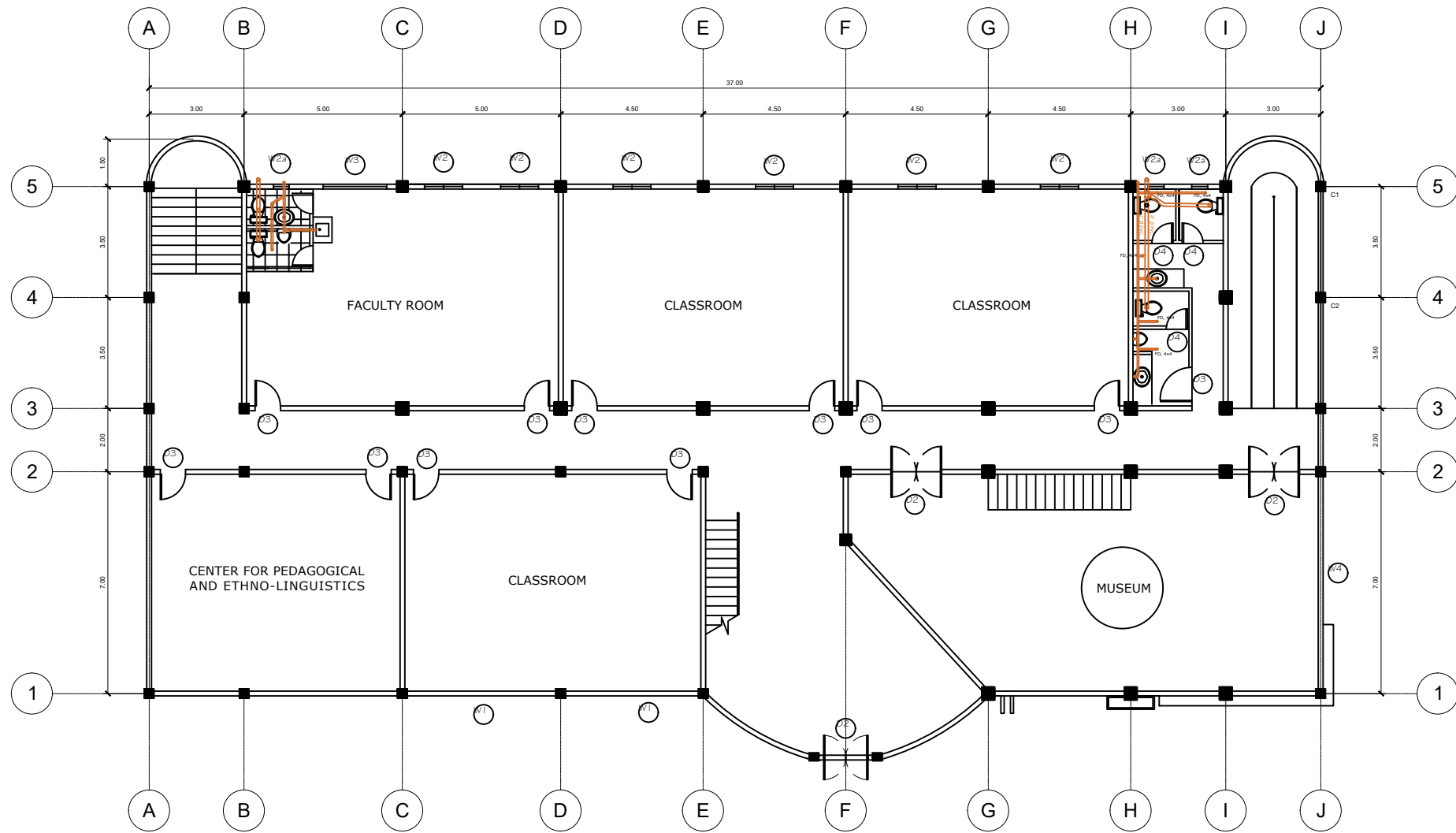
# LEGEND

SYMBOL	DESCRIPTION
	- CEILING LIGHT OUTLET
	- SURFACE MOUNTED LED LIGHT
	- CEILING FAN OUTLET
S1	- ONE GANG DEVICE SWITCH
S2	- TWO GANG DEVICE SWITCH
S3	- THREE GANG DEVICE SWITCH
S3W	- THREE WAY DEVICE SWITCH
Sf	- FAN CONTROL SWITCH
	- RACEWAY CONDUIT CONCEALED UNDER FLOOR
	- PANELBOARD
	- DUPLEX CONVENIENCE OUTLET, GROUNDING TYPE 10 AMPS, 250 VOLT WITH MODERN PLATE COVER
	- WEATHERPROOF TYPE DUPLEX CONVENIENCE OUTLET, GROUNDING TYPE 10 AMPS, 250 VOLT WITH MODERN PLATE COVER
	- HOMERUN DIRECT TO PANELBOARD
	- CIRCUIT BREAKER, RATING AS INDICATED
	- ELECTRIC SERVICE METER
	- SERVICE ENTRANCE



R I S E R   D I A G R A M  
 scale N T 5

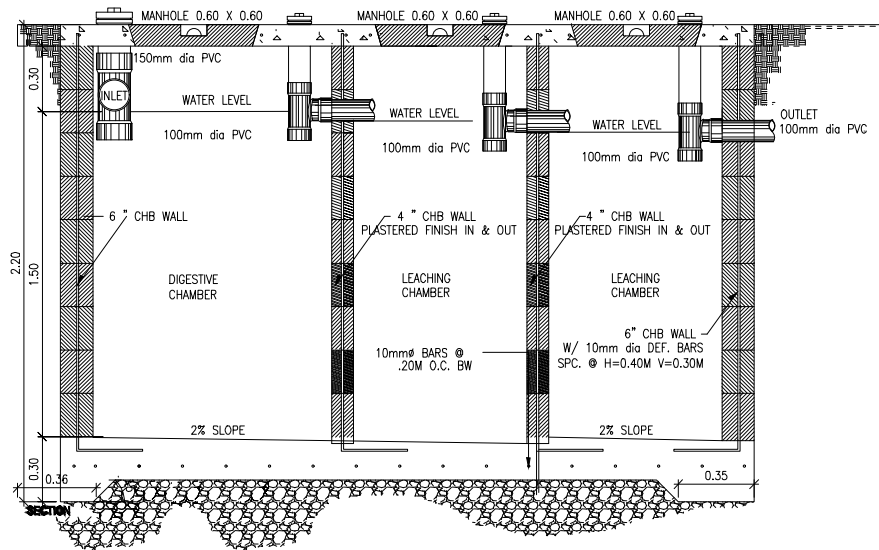
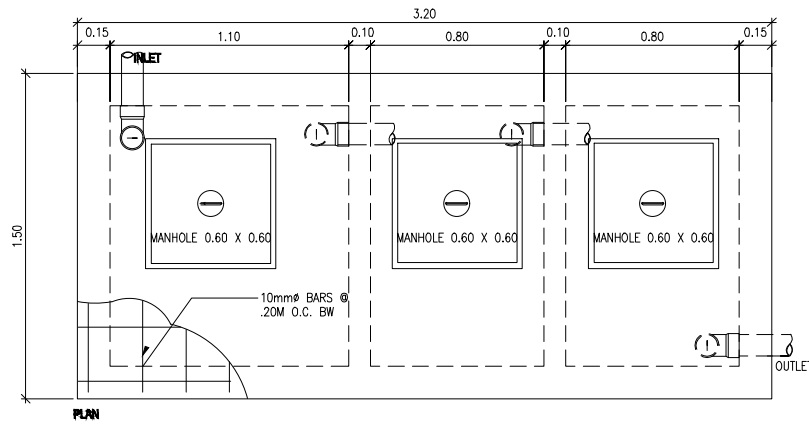
Owner	Project and Location	Sheet Content:	Designed by:	Recommending Approval:	Approved by:	Sheet No.		
 <b>TOMAS OPPUS</b>	COMPLETION OF HUMAN KINETICS AT TOMAS OPPUS CAMPUS San Isidro, Tomas Oppus, Southern Leyte	SCHEDULE OF ELECTRICAL	RALPH ANGELO LLOREN PPDMO - Designate	ALEX S. MABULAY SAO - Designate	VIOLETA B. FELISILDA, DA Campus Director	E		
						<table style="width: 100%; border: none;"> <tr> <td style="border: none; width: 50%; text-align: center; font-size: 2em;">6</td> <td style="border: none; width: 50%; text-align: center; font-size: 2em;">7</td> </tr> </table>	6	7
6	7							



**SECOND FLOOR PLUMBING LAYOUT**  
 scale N T 5

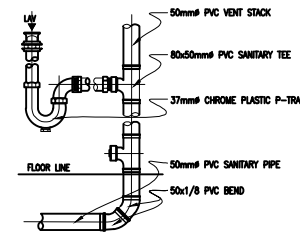
Owner	Project and Location	Sheet Content:	Designed by:	Recommending Approval:	Approved by:	Sheet No.
 <b>TOMAS OPPUS</b>	COMPLETION OF HUMAN KINETICS AT TOMAS OPPUS CAMPUS San Isidro, Tomas Oppus, Southern Leyte	SECOND FLOOR PLUMBING LAYOUT	RALPH ANGELO LLOREN PPDMO - Designate	ALEX S. MABULAY SAO - Designate	VIOLETA B. FELISILDA, DA Campus Director	P





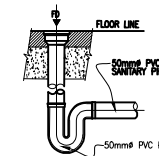
**K**  
P-04 SCALE 1 : 30 M.

## SEPTIC TANK - A



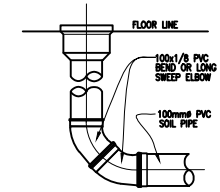
**F**  
P-04 SCALE 1 : 10 M.

### FLOOR DRAIN CONN.



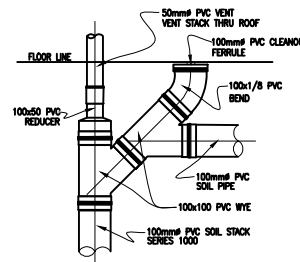
**G**  
P-04 SCALE 1 : 10 M.

### WATER CLOSET CONN.



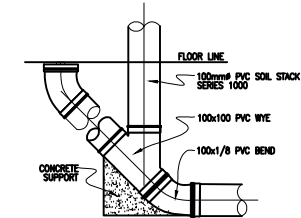
**H**  
P-04 SCALE 1 : 10 M.

### LAVATORY CONN.




**I**  
P-04 SCALE 1 : 10 M.

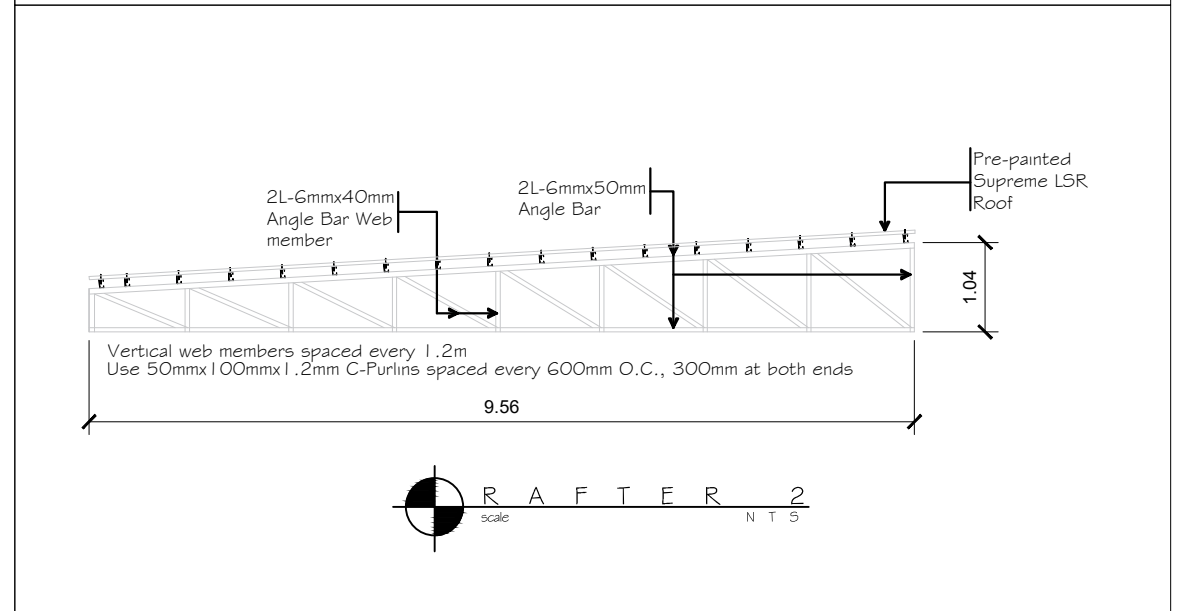
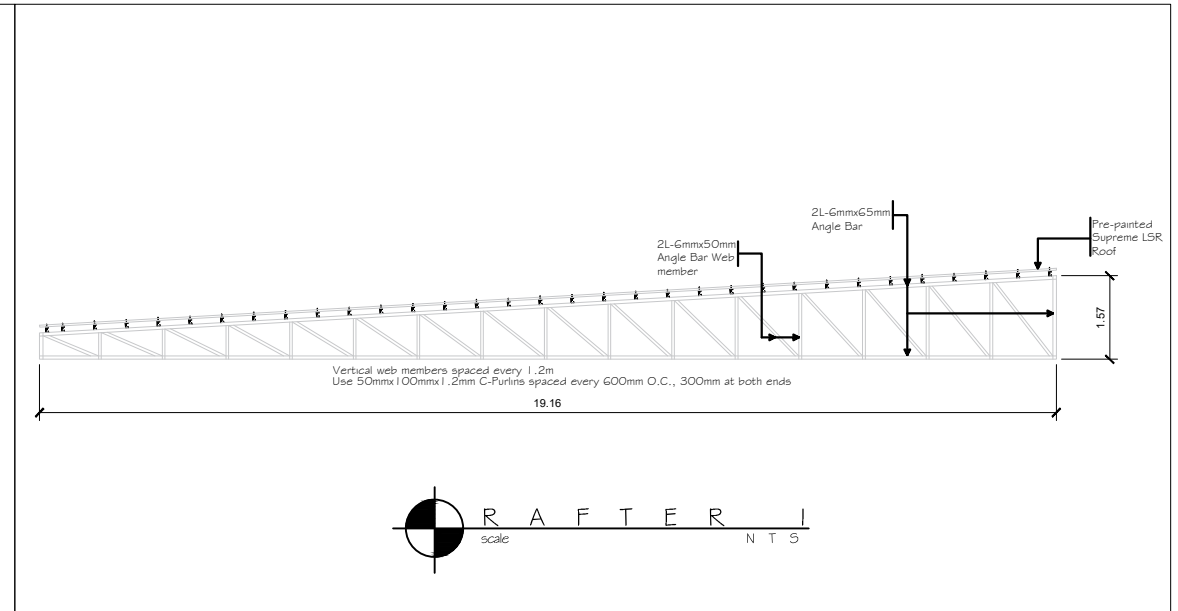
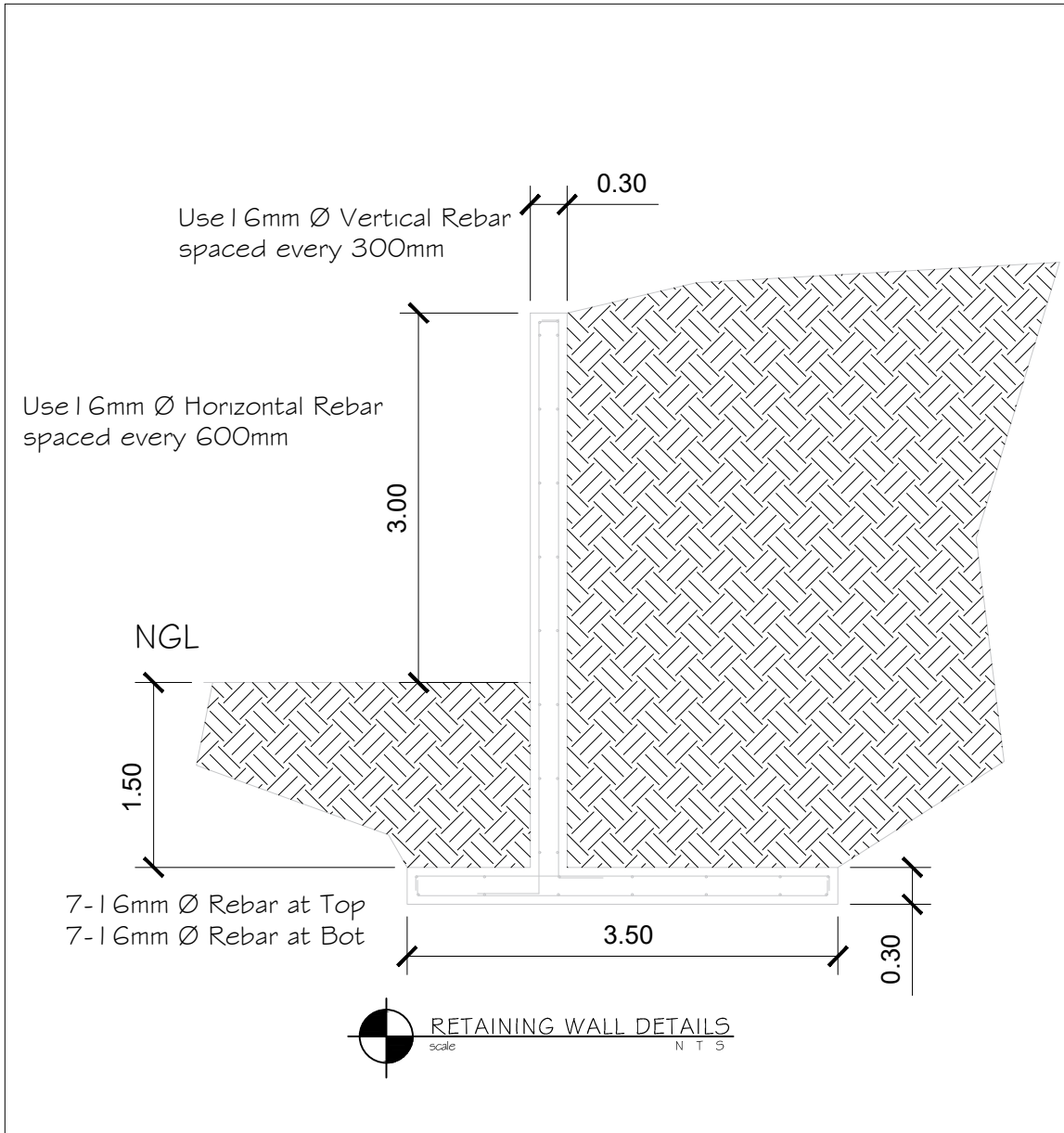
### HOUSE DRAIN TO SOIL STACK




**J**  
P-04 SCALE 1 : 10 M.

### SOIL STACK TO HOUSE DRAIN

Owner	Project and Location	Sheet Content:	Designed by:	Recommending Approval:	Approved by:	Sheet No.
 <b>TOMAS OPPUS</b>	COMPLETION OF HUMAN KINETICS AT TOMAS OPPUS CAMPUS San Isidro, Tomas Oppus, Southern Leyte	SEPTIC TANK PLUMBING DETAILS	RALPH ANGELO LLOREN PPDMO - Designate	ALEX S. MABULAY SAO - Designate	VIOLETA B. FELISILDA, DA Campus Director	P



Owner	Project and Location	Sheet Content:	Designed by:	Recommending Approval:	Approved by:	Sheet No.
 <b>TOMAS OPPUS</b>	COMPLETION OF HUMAN KINETICS AT TOMAS OPPUS CAMPUS San Isidro, Tomas Oppus, Southern Leyte	RETAINING WALL D E T A I L S RAFTER DETAILS	RALPH ANGELO LLOREN PPDMO - Designate	ALEX S. MABULAY SAO - Designate	VIOLETA B. FELISILDA, DA Campus Director	SP

TOMAS OPPUS, SOUTHERN LEYTE  
RECOMMENDING APPROVAL :

HEAD, STRUCTURAL SECTION DATE :  
APPROVED :

BUILDING OFFICIAL : DATE :



# STRUCTURAL PLANS

## (FOR BIDDING & CONSTRUCTION)

# PROPOSED CONSTRUCTION OF HUMAN KINETICS BUILDING

Location: SAN ISIDRO, TOMAS OPPUS, SOUTHERN LEYTE

STRUCTURAL	
Sheet Number	Sheet Title
S0	Cover page
S1	Notes and Specifications
S2	Slab-on-Grade and Column Details
S3	Column and Beam Details
S4	Base Level Framing and Foundation Plan
S5	Level 1 - Floor Framing and Foundation Plan
S6	Level 2 - Floor Framing Plan
S7	Level 2 - Roof Framing Plan
S8	Level 3 - Roof Beam Layout Plan
S9	Level 3 - Roof Framing Plan
S10	Schedule of Columns
S11	Schedule of Beams and Girders
S12	Schedule of Beams and Girders
S13	Schedule of Beams and Girders
S14	Schedule of Footings
S15	Schedule of Footings
S16	Schedule of Slabs
S17	Stairs

FROM THE OFFICE OF :	SEAL	PROJECT :	OWNER	RECOMMENDING APPROVAL:	APPROVED BY:	SHEET CONTENTS :	SHEET NO.
 <b>HERBERT M. DIAPOLET</b> Civil/Structural Engineer herbertdiapolet@gmail.com (32) 402 9476 2-T Archbishop Reyes Avenue, Cebu City 6000	Reg.No.: 0126462 Valid until: 10-04-19 PTR No.: 118352 Date Issued: 10-14-16 Issued at: Cebu City TIN: 426 651 349	<b>PROPOSED CONSTRUCTION OF HUMAN KINETICS BUILDING</b> LOCATION : SAN ISIDRO, TOMAS OPPUS, SOUTHERN LEYTE	 SLSU-TOMAS OPPUS	<b>Mrs. ELISA MARIA A. PASION</b> Supervising Administrative Officer, Designate	<b>Dr. FREDERICK C. ANIGA</b> Campus Administrator	DRAFTED BY: HMD	<b>S0</b>
				<b>Engr. RALPH ANGELO T. LLOREN</b> Engineer I		CHECKED BY: HMD	
	PLOT DATE: 1/7/17						

# GENERAL STRUCTURAL NOTES AND SPECIFICATIONS

## (A) GENERAL REQUIREMENTS

- ALL STRUCTURAL MATERIALS AND WORK SHALL CONFORM TO THE REQUIREMENTS OF THE LATEST EDITION OF THE NATIONAL STRUCTURAL CODE OF THE PHILIPPINES (NSCP 2010).
- VERIFY ALL DIMENSIONS, ELEVATIONS AND SITE CONDITIONS BEFORE STARTING WORK. NOTIFY THE ENGINEER IMMEDIATELY OF ANY DISCREPANCIES.
- NOTES AND DETAILS ON THE DRAWINGS TAKE PRECEDENCE OVER THE GENERAL NOTES AND TYPICAL DETAILS IN CASE OF CONFLICT.
- WHERE CONSTRUCTION DETAILS ARE NOT SHOWN OR NOTED FOR ANY PART OF THE WORK, SUCH DETAILS SHALL BE THE SAME AS FOR SIMILAR WORK SHOWN ON THE DRAWINGS.
- PIPES, DUCTS, SLEEVES, CHASES, ETC. SHALL NOT BE PLACED IN SLABS, BEAMS, OR WALLS UNLESS SPECIFICALLY SHOWN OR NOTED NOR SHALL ANY STRUCTURAL MEMBER BE CUT FOR PIPES, DUCTS, ETC. UNLESS SPECIFICALLY SHOWN. OBTAIN PRIOR WRITTEN APPROVAL FROM THE ENGINEER FOR INSTALLATION OF ANY ADDITIONAL PIPES, DUCTS, ETC. LOCATE AND PROTECT UNDERGROUND OR CONCEALED CONDUIT, PLUMBING OR OTHER UTILITIES WHERE NEW WORK IS BEING PERFORMED.
- LOCATE AND PROTECT UNDERGROUND OR CONCEALED CONDUIT, PLUMBING OR OTHER UTILITIES WHERE NEW WORK IS BEING PERFORMED.
- TAKE NECESSARY PRECAUTIONS TO MAINTAIN AND ENSURE THE INTEGRITY OF THE STRUCTURE DURING CONSTRUCTION. NEITHER THE OWNER NOR ARCHITECT/ENGINEER WILL ENFORCE SAFETY MEASURES OR REGULATIONS. IT SHALL BE THE CONTRACTOR'S RESPONSIBILITY TO PROVIDE ADEQUATE SHORING AND BRACING OF THE STRUCTURE FOR ALL THE LOADS THAT MAYBE IMPOSED DURING CONSTRUCTION. FURTHER, THE CONTRACTOR SHALL DESIGN, CONSTRUCT AND MAINTAIN ALL SAFETY DEVICES AND SHALL BE SOLELY RESPONSIBLE FOR CONFORMING TO ALL SAFETY AND HEALTH STANDARDS, LAWS AND REGULATIONS.
- OBTAIN PRIOR WRITTEN APPROVAL FROM THE ENGINEER IN CASE OF CHANGES TO THE WORKING DRAWINGS.

## (B) DESIGN CRITERIA

--- REFER TO STRUCTURAL COMPUTATIONS

## (C) FOUNDATION

- FOOTINGS SHALL BEAR ON SOLID UNDISTURBED EARTH (CONTROLLED, COMPACTED STRUCTURAL FILL OR BOTH) AT LEAST 450MM BELOW LOWEST ADJACENT FINISHED GRADE.
- FOOTING IS DESIGNED FOR ASSUMED ALLOWABLE SOIL/FOUNDATION PRESSURE OF 75 kPa (1500 psf).
- SUB-GRADE PREPARATION INCLUDING DRAINAGE, EXCAVATION, COMPACTION, AND FILLING REQUIREMENTS, SHALL CONFORM STRICTLY WITH THE RECOMMENDATIONS GIVEN IN THE SOILS REPORT OR AS DIRECTED BY THE SOILS ENGINEER.
- THE CONTRACTOR SHALL NOTIFY THE ENGINEER AFTER FOOTING EXCAVATION HAVE BEEN COMPLETED AND PRIOR TO CONCRETING TO CONFIRM THE DESIGN FOUNDATION CAPACITY.
- ROOF AND AREA DRAINAGE SHALL BE DIRECTED AWAY FROM THE FOUNDATIONS.
- EXCAVATIONS SHALL BE PROPERLY BACKFILLED. BACKFILL FOR WALLS SHALL BE PERVIOUS MATERIAL ACCEPTABLE TO THE GEOTECHNICAL ENGINEER. DO NOT PLACE BACKFILL BEHIND WALLS BEFORE THEY HAVE ATTAINED THEIR DESIGN STRENGTH. SHORE AND PROTECT WALLS FROM LATERAL LOADS UNTIL THE SUPPORTING MEMBERS ARE IN PLACE AND HAVE DEVELOPED SPECIFIED STRENGTHS.

## (D) REINFORCED CONCRETE

- CONCRETE SHALL BE MIXED, PROPORTIONED, CONVEYED AND PLACED IN ACCORDANCE WITH THE PROVISIONS SET BY THE NSCP 2010.
- ALL CONCRETE SHALL DEVELOP A MINIMUM COMPRESSIVE STRENGTH AT 28 DAYS WITH CORRESPONDING MAXIMUM SLUMP AND MAXIMUM SIZE AGGREGATE AS FOLLOWS:

STRUCTURAL MEMBER	28 DAY STRENGTH	MAX. SLUMP	MAX. SIZE AGG.
A. SLAB ON GRADE STAIR LANDINGS AND TREADS	20.7 MPa (3,000 PSI)	125MM (5")	25MM (1")
B. ALL OTHERS (SLABS, BEAMS, COLUMNS, ETC)	20.7 MPa (3,000 PSI)	100MM (4")	19MM (3/4")

- ALL REINFORCING STEEL BARS SHALL CONFORM TO ASTM A615 GRADE 40 FOR 12MM BARS WHILE BARS 16MM Ø AND ABOVE SHALL BE GRADE 60. GRADE 33 MAY BE USED FOR 10MM Ø BARS.
- ALL FABRICATION, DETAILING AND PLACING SHALL CONFORM TO THE PROVISIONS SET BY THE NSCP 2010 EDITION.
- MAINTAIN MINIMUM CONCRETE COVER FOR REINFORCING STEEL AS FOLLOWS:  
FOOTINGS (CAST AGAINST & EXPOSED TO EARTH) . . . . . 75MM (3")  
COLUMN TIES OR SPIRALS AND BEAM STIRRUPS . . . . . 40MM (1 1/2")  
SLABS AND WALLS (INTERIOR FACE) . . . . . 20MM (3/4")
- CLEAR DISTANCE SPACING BETWEEN PARALLEL BARS IN A LAYER SHALL NOT BE LESS THAN 1.50 TIMES THE NOMINAL DIAMETER OF THE BAR, OR 1.33 TIMES MAXIMUM SIZE AGGREGATE, NOR LESS THAN 38MM (1 1/2").
- SPLICES SHALL BE SECURELY WIRED TOGETHER AND SHALL LAP AT LEAST 40 TIMES DIAMETER OR 600MM WHICHEVER IS GREATER. STAGGER BOTTOM AT LEAST 1.50M FROM SPLICES IN OTHER BOTTOM REINFORCEMENT. STAGGER SPLICES FOR TOP REINFORCEMENT SIMILARLY.
- ALL ANCHOR BOLTS, DOWELS, AND OTHER INSERTS SHALL BE PROPERLY POSITION AND SECURED IN PLACE PRIOR TO PLACING OF CONCRETE.
- ALL CONCRETE SHALL BE KEPT MOIST FOR A MINIMUM OF 7 CONSECUTIVE DAYS IMMEDIATELY AFTER POURING BY THE USE OF CURING COMPOUNDS, OR OTHER APPROVED METHODS.
- STRIPPING OF FORMS AND SHORES:  
FOUNDATION . . . . . 24 HRS.  
SUSPENDED SLAB EXCEPT WHEN  
ADDITIONAL LOADS ARE IMPOSED . . . . . 8 DAYS  
WALLS . . . . . 18 HRS.  
BEAMS . . . . . 14 DAYS

## (E) CAMBER REQUIREMENTS

- UNLESS OTHERWISE NOTED ON THE PLANS OR SPECIFICATIONS CAMBER ALL RC BEAMS AT LEAST 10mm FOR EVERY 4000mm OF CLEAR SPAN EXCEPT CANTILEVERS WHICH WHICH SHALL BE 50mm FOR EVERY 3000mm OF CLEAR SPAN.
- UNLESS OTHERWISE NOTED ON THE PLANS OR SPECIFICATIONS CAMBER ALL SLABS 8mm PER 3000mm OF SHORTER SPAN AND 14mm FOR EVERY 2000mm OF SLABS CANTILEVER SPAN.

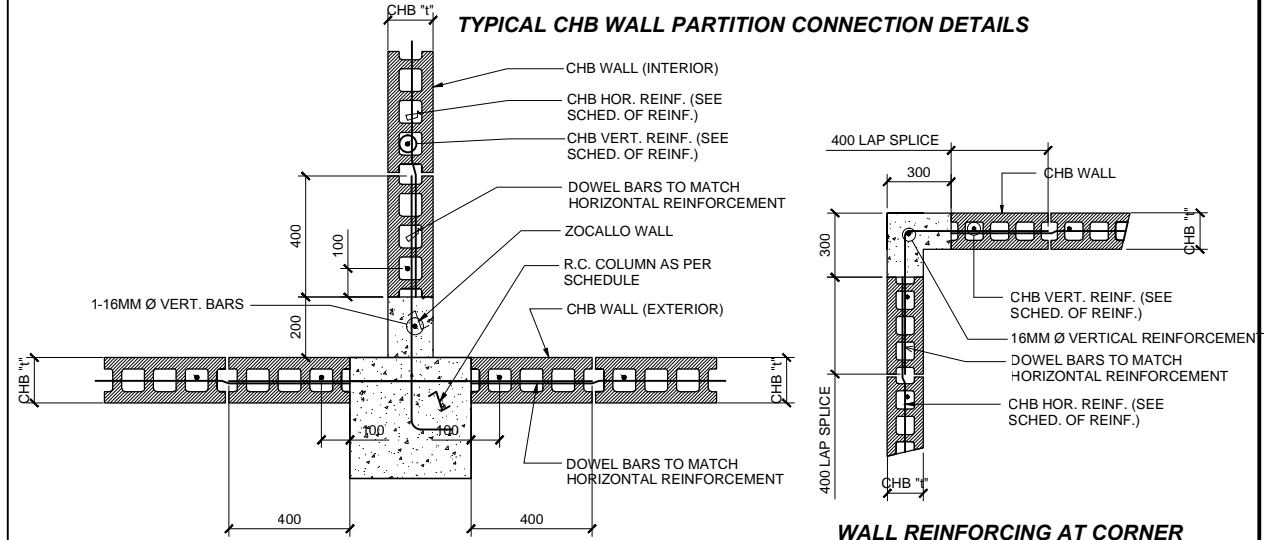
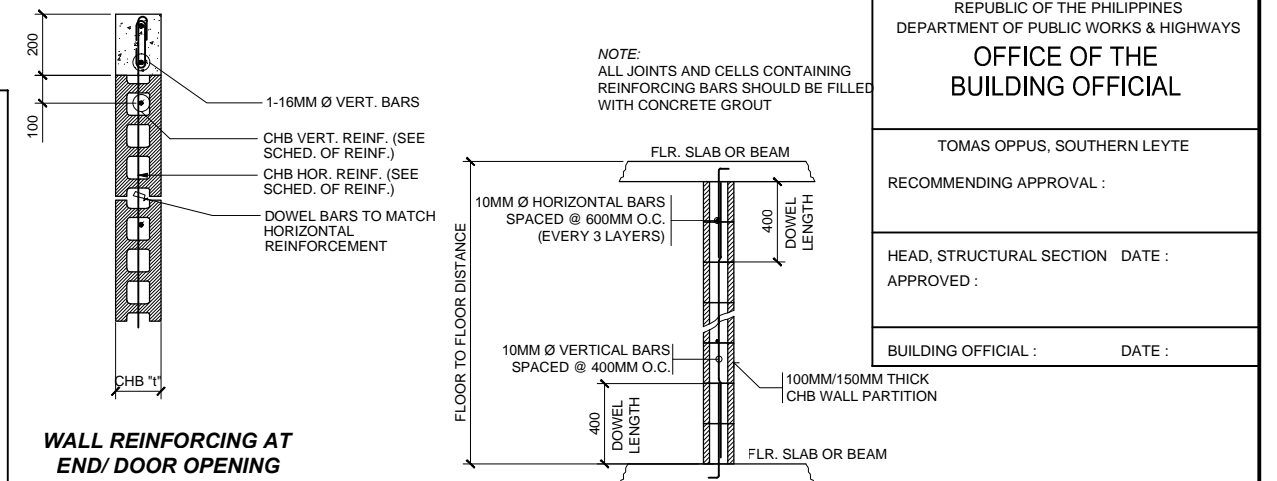
## (F) MASONRY AND CONCRETE BLOCKS

- CONCRETE HOLLOW BLOCKS, UNLESS OTHERWISE SPECIFIED SHALL BE 150MM THICK. LOAD BEARING BLOCKS SHALL HAVE A MINIMUM COMPRESSIVE STRENGTH OF 750 PSI (5.175 MPa) WHILE NON-LOAD BEARING SHALL HAVE A MINIMUM COMPRESSIVE STRENGTH OF 400 PSI (2.76 MPa).
- PROVIDE 1-16MMØ VERTICAL BARS AT CORNERS, INTERSECTIONS, END OF WALLS, EACH SIDE OF OPENINGS.
- LINTEL BEAMS SHALL BEAR AT LEAST 200MM (8") ON EACH SIDE OF MASONRY WALL OPENING.
- WALL REINFORCEMENTS SHALL BE AS FOLLOWS:

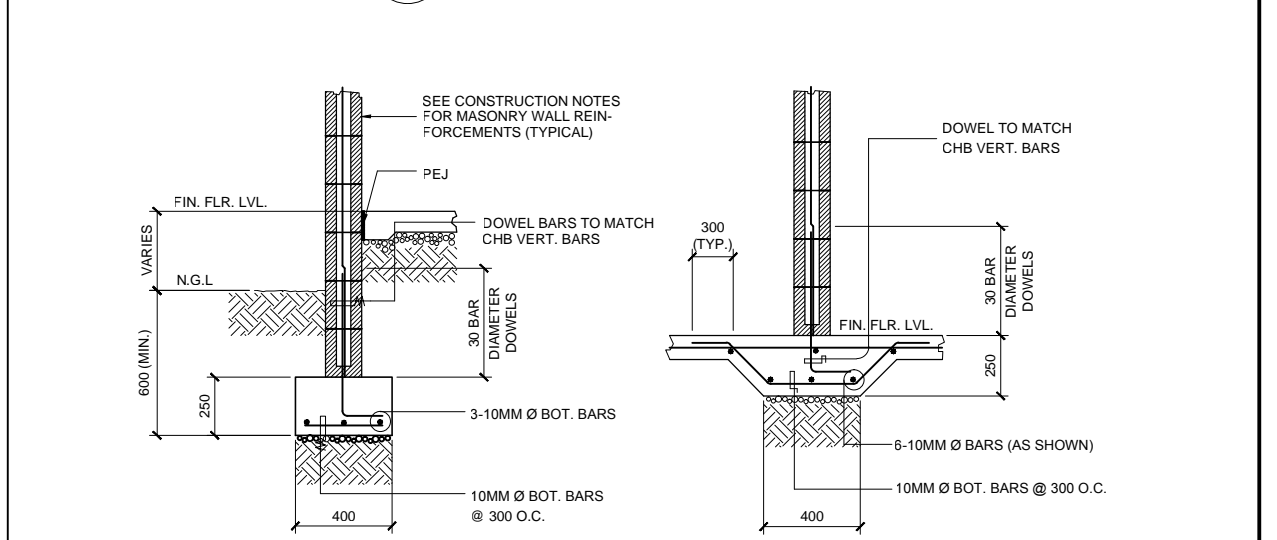
WALL THICKNESS	VERTICAL BARS	HORIZONTAL BARS
8 IN. (200 mm)	12MMØ @ 400 mm	10MMØ @ 600 mm
6 IN. (150 mm)	10MMØ @ 400 mm	10MMØ @ 600 mm
4 IN. (100 mm)	10MMØ @ 400 mm	10MMØ @ 600 mm

## (G) STRUCTURAL STEEL

- ALL STRUCTURAL STEELS SUCH AS ANGLES, WIDE FLANGE SECTIONS, PIPES, STIFFENER PLATES, BASE PLATES, ETC. SHALL CONFORM TO ASTM A-36.
- ALL STRUCTURAL STEEL SHALL BE DETAILED, FABRICATED AND ERECTED BASED ON THE SPECIFICATION FOR DESIGN, FABRICATION, AND ERECTION OF STRUCTURAL STEEL GIVEN BY THE NATIONAL STRUCTURAL CODE OF THE PHILIPPINES (NSCP).
- CONNECTION BOLTS (½" ROUND, UNLESS SHOWN OTHERWISE) SHALL CONFORM TO ASTM A-325. ANCHOR BOLTS (EMBEDDED IN MASONRY OR CONCRETE) SHALL CONFORM TO ASTM A307 UNLESS NOTED OTHERWISE ON THE DRAWINGS.
- ALL WELDINGS SHALL BE IN CONFORMANCE WITH NSCP STANDARDS AND SHALL BE PERFORMED BY CERTIFIED WELDERS USING E70 XX ELECTRODES.





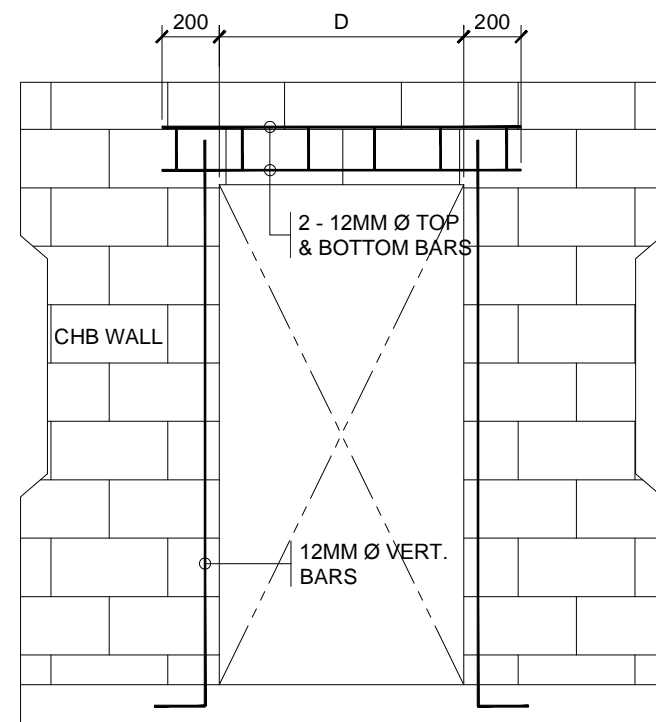
2 WALL REINFORCING DETAILS  
Scale: 1:150



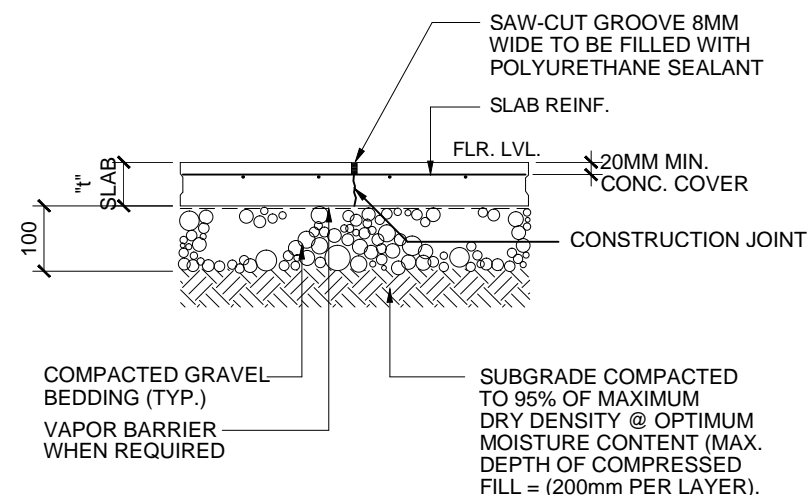
3 WALL FOOTING DETAILS  
Scale: 1:150

REPUBLIC OF THE PHILIPPINES  
DEPARTMENT OF PUBLIC WORKS & HIGHWAYS  
**OFFICE OF THE BUILDING OFFICIAL**  
TOMAS OPPUS, SOUTHERN LEYTE  
RECOMMENDING APPROVAL :  
HEAD, STRUCTURAL SECTION DATE :  
APPROVED :  
BUILDING OFFICIAL : DATE :

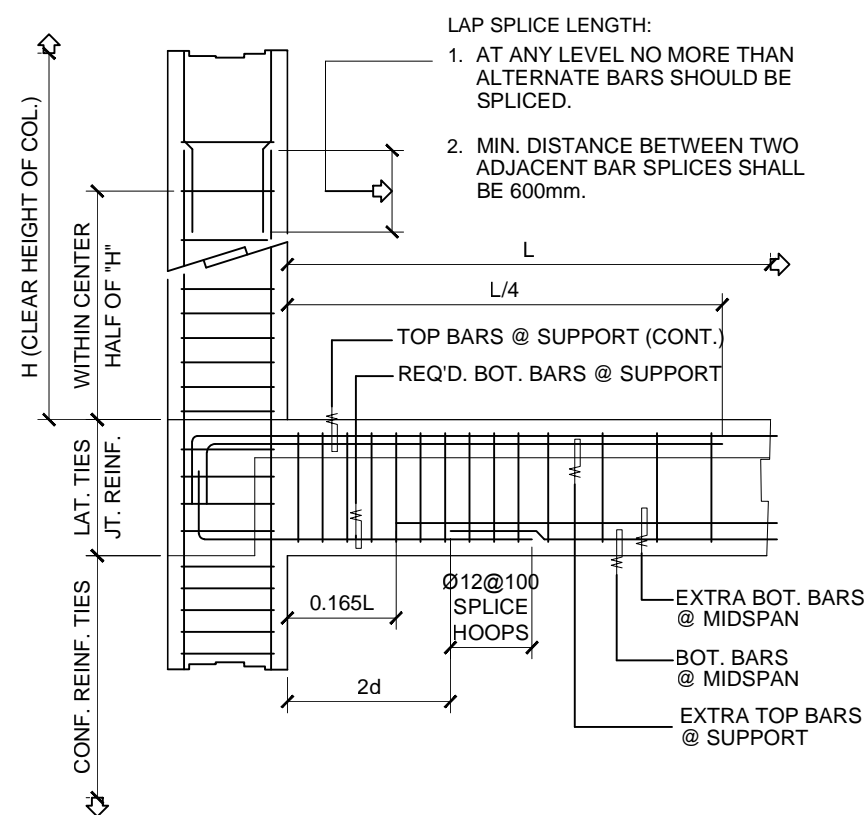
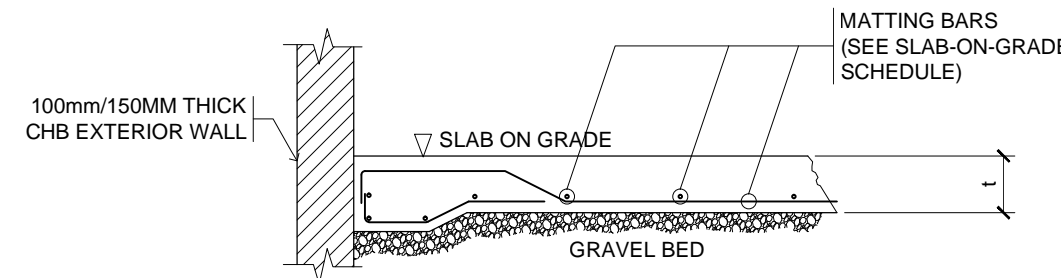
FROM THE OFFICE OF :	SEAL	PROJECT :	OWNER	RECOMMENDING APPROVAL:	APPROVED BY:	SHEET CONTENTS :	SHEET NO.
 <b>HERBERT M. DIAPOLET</b> Civil/Structural Engineer herbertdiapolet@gmail.com (32) 402 9476 2-T Archbishop Reyes Avenue, Cebu City 6000	Reg.No.: 0126462 Valid until: 10-04-19 PTR No.: 118352 Date Issued: 10-14-16 Issued at: Cebu City TIN: 426 651 349	<b>PROPOSED CONSTRUCTION OF HUMAN KINETICS BUILDING</b> LOCATION : SAN ISIDRO, TOMAS OPPUS, SOUTHERN LEYTE	 SLSU-TOMAS OPPUS	<b>Mrs. ELISA MARIA A. PASION</b> Supervising Administrative Officer, Designate <b>Engr. RALPH ANGELO T. LLOREN</b> Engineer I	<b>Dr. FREDERICK C. ANIGA</b> Campus Administrator	DRAFTED BY: HMD CHECKED BY: HMD PLOT DATE: 1/7/17	1 - NOTES AND SPECIFICATIONS 2 - WALL REINFORCING DETAILS 3 - WALL FOOTING DETAILS  <b>S1</b>



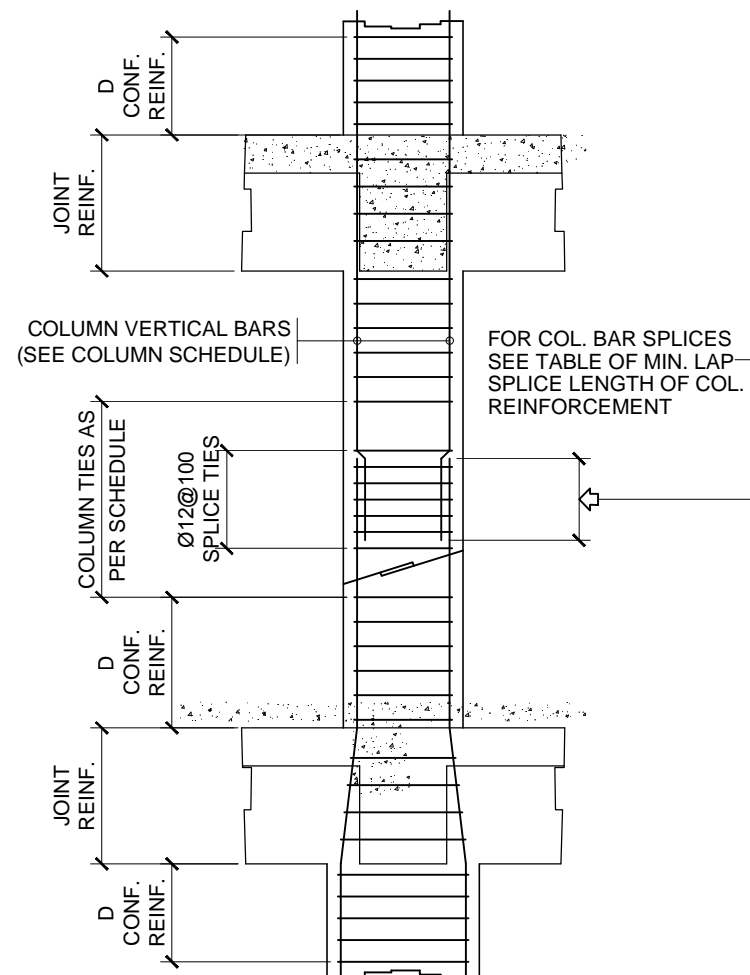
**1**  
**S2** TYPICAL DOOR OPENING DETAILS  
Scale: 1:100



**2**  
**S2** SLAB-ON-GRADE DETAILS  
Scale: 1:100



**3**  
**S2** EXTERIOR GIRDER TO COLUMN CONNECTION DETAIL  
Scale: 1:100



**4**  
**S2** TYPICAL COLUMN ELEVATION DETAILS  
Scale: 1:100

COLUMN REBAR LAYOUT			
TYPE A	TYPE B	TYPE C	TYPE D

NOTES:

1. YIELD STRESS OF HOOPS = 60/40 KSI
2. D = USE MAXIMUM COLUMN/SHEARWALL DIMENSION, 1/6 CLEAR HEIGHT OR 18" (450mm) WHICHEVER IS GREATER.
3. NUMBER OF HOOP TIES SAME AS PER COLUMN/SHEARWALL TIES SCHEDULE.
4. ALL CONCRETE REINFORCEMENT DETAIL SHOULD BE DONE IN ACCORDANCE WITH ACI DETAILING MANUAL 1980 PUB SP-66

FROM THE OFFICE OF :

**HERBERT M. DIAPOLET**  
Civil/Structural Engineer  
herbertdiapolet@gmail.com (32) 402 9476  
2-T Archbishop Reyes Avenue, Cebu City 6000

Reg.No.: 0126462  
Valid until: 10-04-19  
PTR No.: 118352  
Date Issued: 10-14-16  
Issued at: Cebu City  
TIN: 426 651 349

SEAL

PROJECT :

**PROPOSED CONSTRUCTION OF  
HUMAN KINETICS BUILDING**

LOCATION : SAN ISIDRO, TOMAS OPPUS, SOUTHERN LEYTE

OWNER



SLSU-TOMAS OPPUS

RECOMMENDING APPROVAL:

**Mrs. ELISA MARIA A. PASION**  
Supervising Administrative Officer, Designate

**Engr. RALPH ANGELO T. LLOREN**  
Engineer I

APPROVED BY:

**Dr. FREDERICK C. ANIGA**  
Campus Administrator

DRAFTED BY: HMD

CHECKED BY: HMD

PLOT DATE: 1/7/17

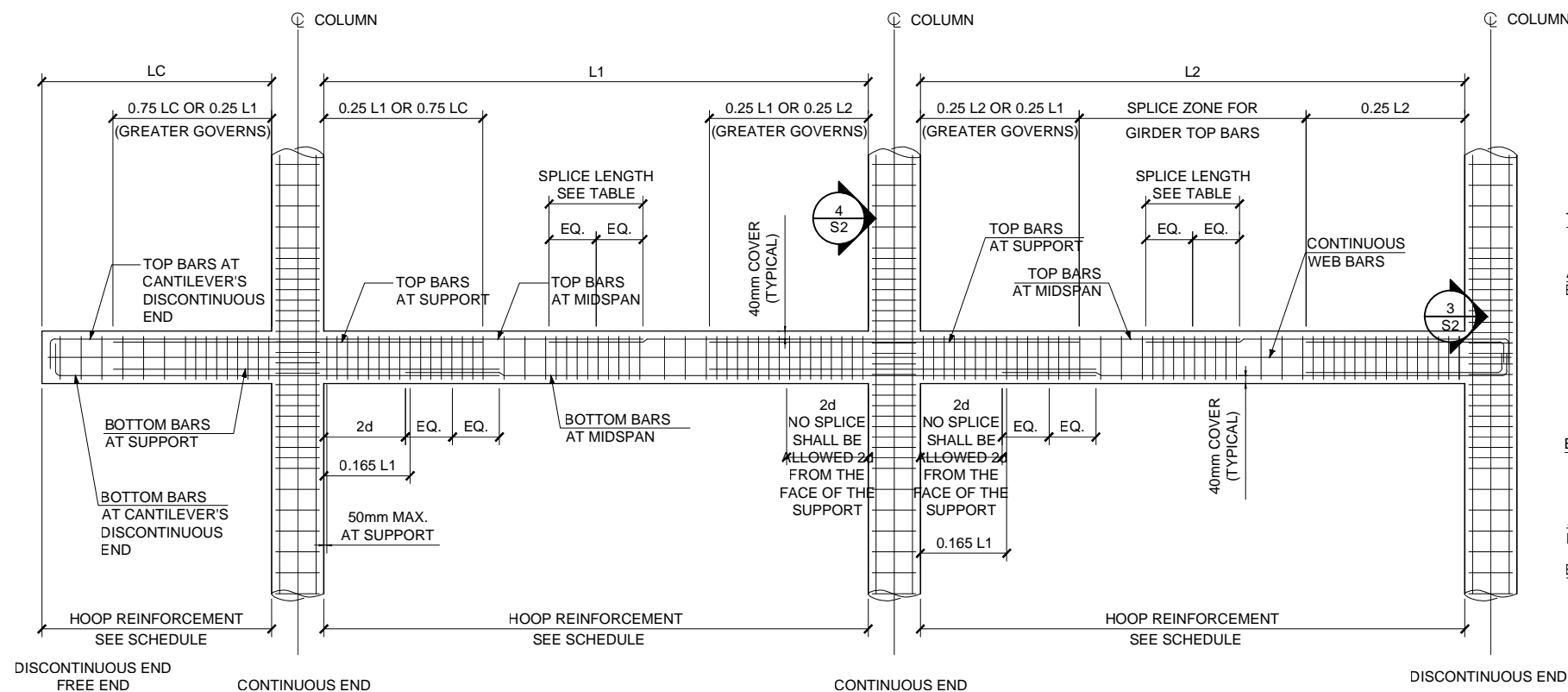
SHEET CONTENTS :

- 1 - TYPICAL DOOR OPENING DETAILS
- 2 - SLAB-ON-GRADE DETAILS
- 3 - EXTERIOR GIRDER TO COLUMN CONNECTION DETAIL
- 4 - TYPICAL COLUMN ELEVATION DETAILS
- 5 - COLUMN SECTION REBAR LAYOUT

SHEET NO.

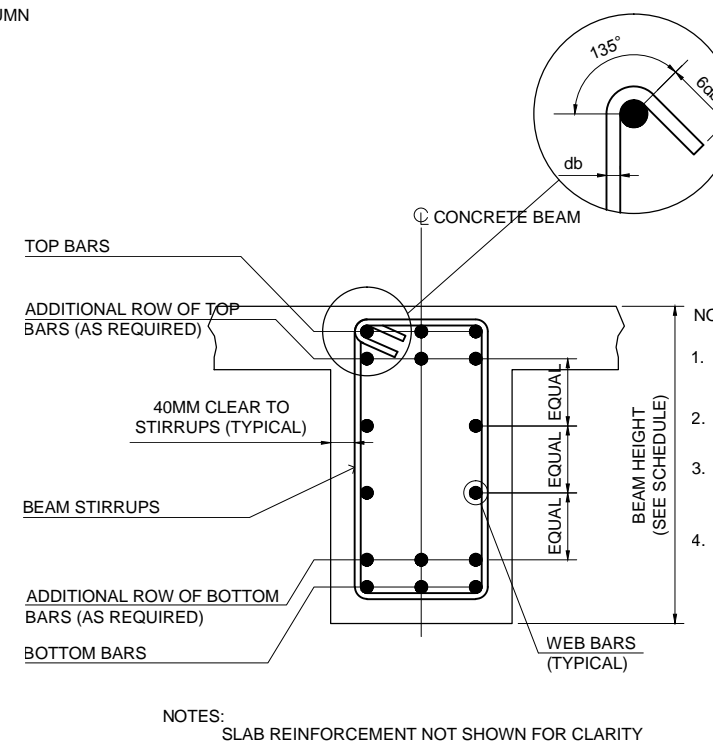
**S2**





NOTE: AT INTERIOR SUPPORT (CONTINUOUS END) PROVIDE LARGER SIZE AND NUMBER OF TOP AND BOTTOM BARS FROM ADJACENT SPAN.

**ELEVATION**



NOTES:  
SLAB REINFORCEMENT NOT SHOWN FOR CLARITY

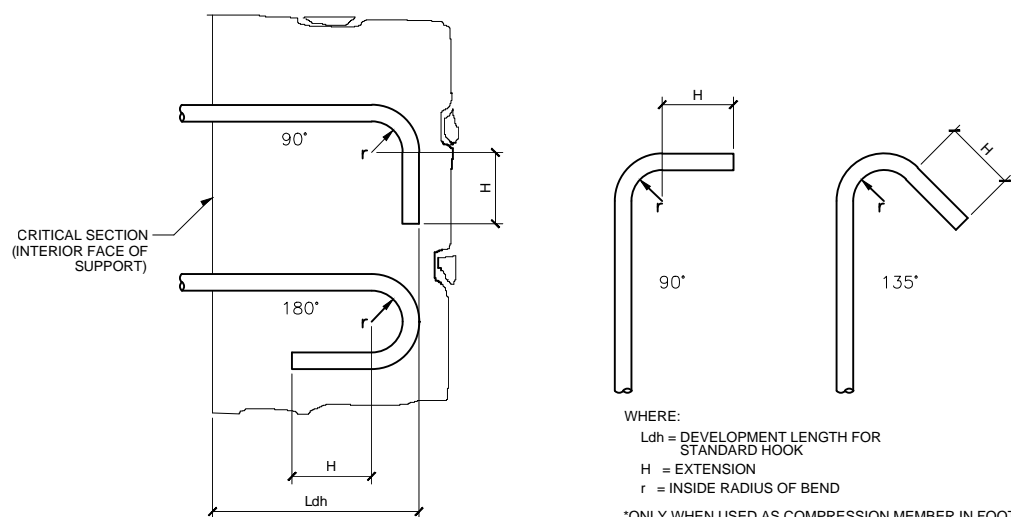
**SECTION**

NOTES:

- SEE TABLE OF LAP SPLICE & ANCHORAGE LENGTHS SHOWN ON SHEET
- LAP SPLICE SHALL BE LOCATED ONLY WITHIN THE LAP SPLICE ZONE
- TOP & BOTTOM BARS MAY BE LAP SPLICED ONLY ON ONE LOCATION FOR EACH STRING OF BEAMS
- CLOSED HOOPS / STIRRUPS WITH 135° BEND SHALL BE SPACED @ 100MM O.C. MAXIMUM AT A DISTANCE 2D FROM THE FACE OF THE SUPPORT. FIRST STIRRUP SHALL BE 50MM FROM THE FACE OF THE SUPPORT

**TABLE OF LAP SPLICE**

**1**  
**S3**  
TYPICAL DUCTILE MOMENT FRAME DETAILS  
Scale: 1:125



**STANDARD HOOKS**

**STIRRUPS AND TIE HOOKS**

WHERE:  
Ldh = DEVELOPMENT LENGTH FOR STANDARD HOOK  
H = EXTENSION  
r = INSIDE RADIUS OF BEND  
\*ONLY WHEN USED AS COMPRESSION MEMBER IN FOOTING, SPLICED WITH DOWELS OR WHEN LAP SPLICED WITH SMALLER BAR.

PARAMETERS												
MATERIAL	psi	MPa	ACI 318-05 DEV'T & SPLICE LENGTH									
fc	3000	20.7	16mm & HIGHER									
fy	60000	414	12mm & LOWER									
fyh	40000	276										
tie Ø	10	stirrup Ø	10									
fyt	40000	fyt	40000									
BARØ (mm)	ANCHORAGE LENGTH (mm)	Ldh(mm)	STANDARD HOOK (mm)			BEAM COMP. SPLICE (mm)	TENSION LAP SPLICE (mm)				UNIT WT. (kg/m)	
			90°	180°	135°-90°		BEAM		COLUMN			
							LAP CLASS	TOP BAR	BOTTOM BAR	TIED	SPIRAL	
10	600	150	160	110	120-120	300	A	380	300	300	300	0.616
							B	490	390			
12	710	260	200	120	130-130	350	A	680	520	520	520	0.888
							B	880	680			
16	950	350	260	130	160-160	460	A	910	700	700	700	1.579
							B	1180	910			
20	1180	440	320	160	200-320	580	A	1140	870	870	870	2.466
							B	1480	1130			
25	1900	550	400	200	250-400	720	A	1780	1370	1370	1370	3.854
							B	2310	1780			
28	2190	620	480	260		810	A	1990	1530	1530	1530	4.833
							B	2590	1990			
32	2590	700	550	290		930	A	2270	1750	1750	1750	6.313
							B	2950	2280			
36	2990	790	650	360		1040	A	2560	1970	1970	1970	7.991
							B	3330	2560			

NOTES:

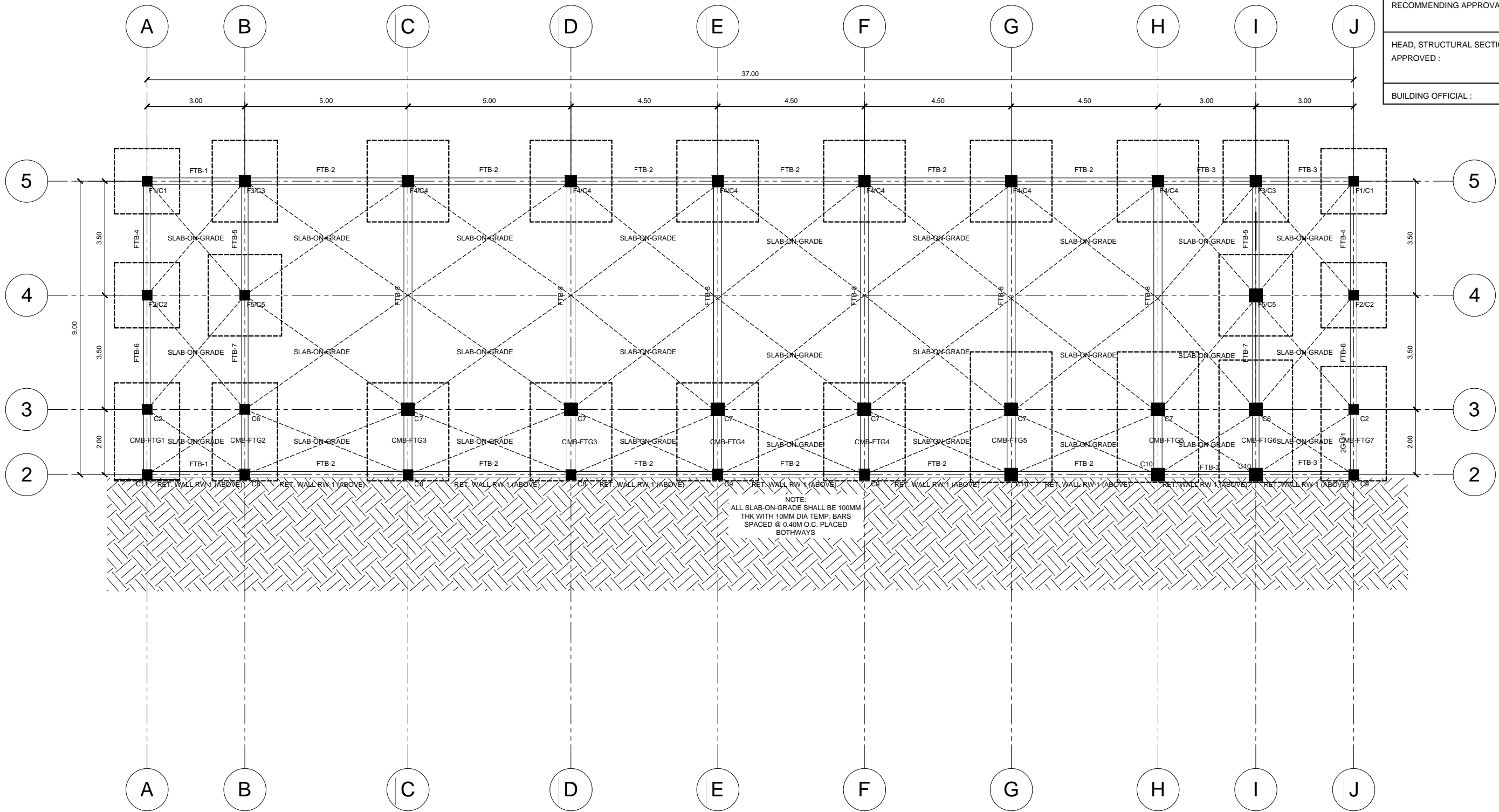
- DEVELOPMENT LENGTH OF INDIVIDUAL BARS WITHIN A BUNDLE, IN TENSION OR COMPRESSION, SHALL BE THAT FOR INDIVIDUAL BARS. INCREASED 20% FOR THREE-BUNDLED AND 33% FOR FOUR-BUNDLED BARS.
- FOR COLUMNS AT ANY LEVEL, NO MORE THAN ALTERNATE BARS SHOULD BE SPLICED, NOTMORE THAN 33% OF THE BARS SHALL BE SPLICED WITHIN THE REQUIRED LAP LENGTH, MINIMUM DISTANCE BETWEEN TWO ADJACENT SPLICED SHALL BE 600mm.
- TOP BARS ARE HORIZONTAL BARS WITH MORE THAN 300mm DEPTH OF CONCRETE CAST BELOW REINFORCEMENT.
- LAP SPLICE SHALL BE "CLASS B" TENSION LAP SPLICE IF MORE THAN ONE HALF OF THE BARS WERE SPLICED AT ANY SECTION, WHILE "CLASS A" TENSION LAP SPLICE IF HALF OR FEWER THAN HALF OF BARS WERE SPLICED.

FROM THE OFFICE OF :	SEAL	PROJECT :	OWNER	RECOMMENDING APPROVAL:	APPROVED BY:	SHEET CONTENTS :	SHEET NO.
<b>HERBERT M. DIAOLET</b> Civil/Structural Engineer herbertdiaolet@gmail.com (32) 402 9476 2-T Archbishop Reyes Avenue, Cebu City 6000		<b>PROPOSED CONSTRUCTION OF HUMAN KINETICS BUILDING</b> LOCATION : SAN ISIDRO, TOMAS OPPUS, SOUTHERN LEYTE	<b>SLSU-TOMAS OPPUS</b>	<b>Mrs. ELISA MARIA A. PASION</b> Supervising Administrative Officer, Designate <b>Engr. RALPH ANGELO T. LLOREN</b> Engineer I	<b>Dr. FREDERICK C. ANIGA</b> Campus Administrator	DRAFTED BY: HMD CHECKED BY: HMD PLOT DATE: 1/7/17 1 - TYPICAL DUCTILE MOMENT FRAME DETAILS 2 - TABLE OF LAP SPLICE	<b>S3</b>



TOMAS OPPUS, SOUTHERN LEYTE  
RECOMMENDING APPROVAL :

HEAD, STRUCTURAL SECTION DATE :  
APPROVED :

BUILDING OFFICIAL : DATE :



**1**  
**S4** **BASE LEVEL - FRAMING AND FOUNDATION PLAN**  
Scale: 1:125

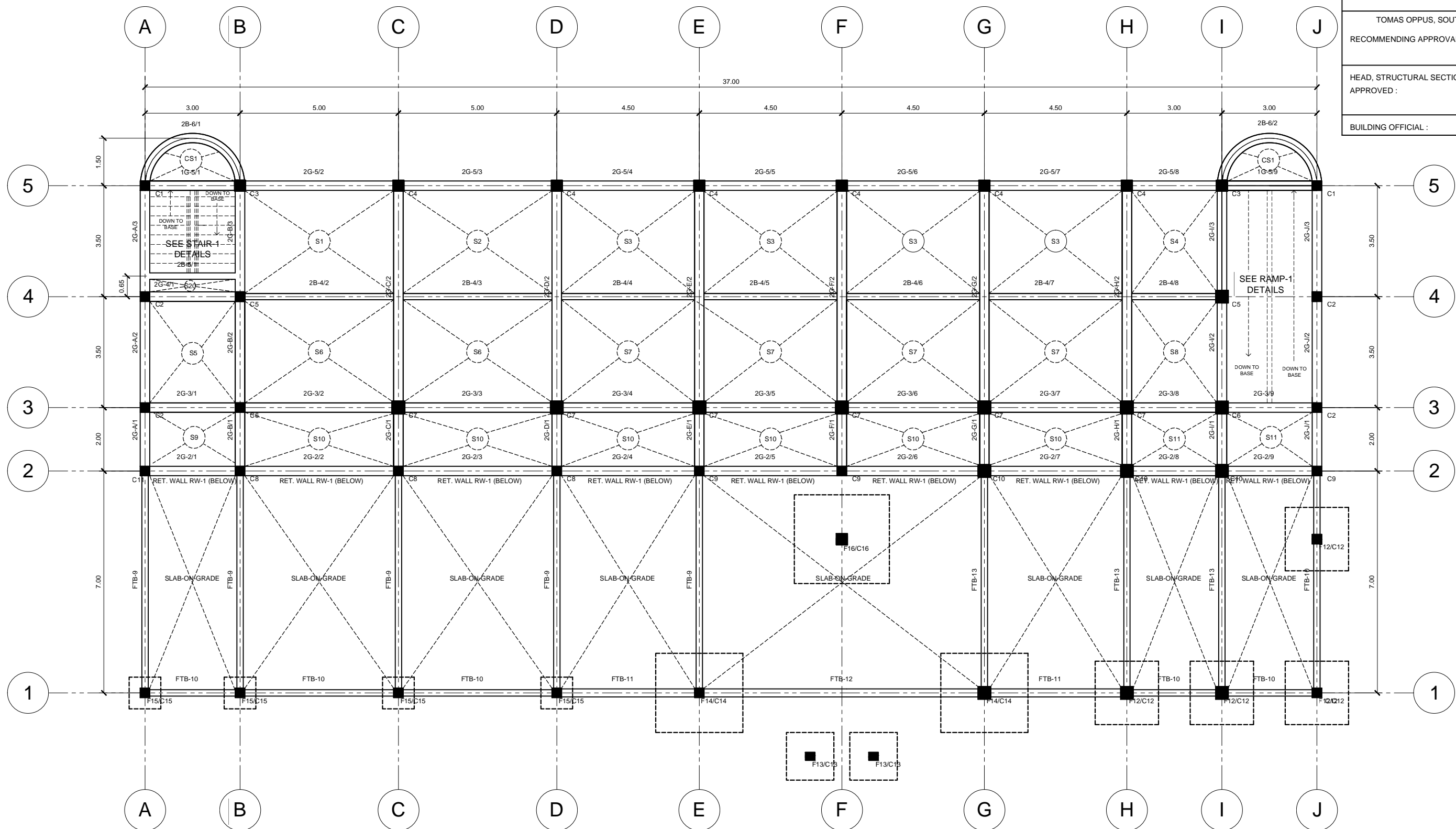
FROM THE OFFICE OF :	SEAL	PROJECT :	OWNER	RECOMMENDING APPROVAL:	APPROVED BY:	SHEET CONTENTS :	SHEET NO.
 <b>HERBERT M. DIAPOLET</b> Civil/Structural Engineer herbertdiapolet@gmail.com (32) 402 9476 2-T Archbishop Reyes Avenue, Cebu City 6000	Reg.No.: 0126462 Valid until: 10-04-19 PTR No.: 118352 Date Issued: 10-14-16 Issued at: Cebu City TIN: 426 651 349	<b>PROPOSED CONSTRUCTION OF HUMAN KINETICS BUILDING</b> LOCATION : SAN ISIDRO, TOMAS OPPUS, SOUTHERN LEYTE	 SLSU-TOMAS OPPUS	<b>Mrs. ELISA MARIA A. PASION</b> Supervising Administrative Officer, Designate <b>Engr. RALPH ANGELO T. LLOREN</b> Engineer I	<b>Dr. FREDERICK C. ANIGA</b> Campus Administrator	DRAFTED BY: HMD	<b>S4</b>
						CHECKED BY: HMD	
						PLOT DATE: 1/7/17	

TOMAS OPPUS, SOUTHERN LEYTE



RECOMMENDING APPROVAL :

HEAD, STRUCTURAL SECTION DATE :  
APPROVED :

BUILDING OFFICIAL : DATE :



**1**  
**S5** LEVEL 1 - FRAMING AND FOUNDATION PLAN  
Scale: 1:125

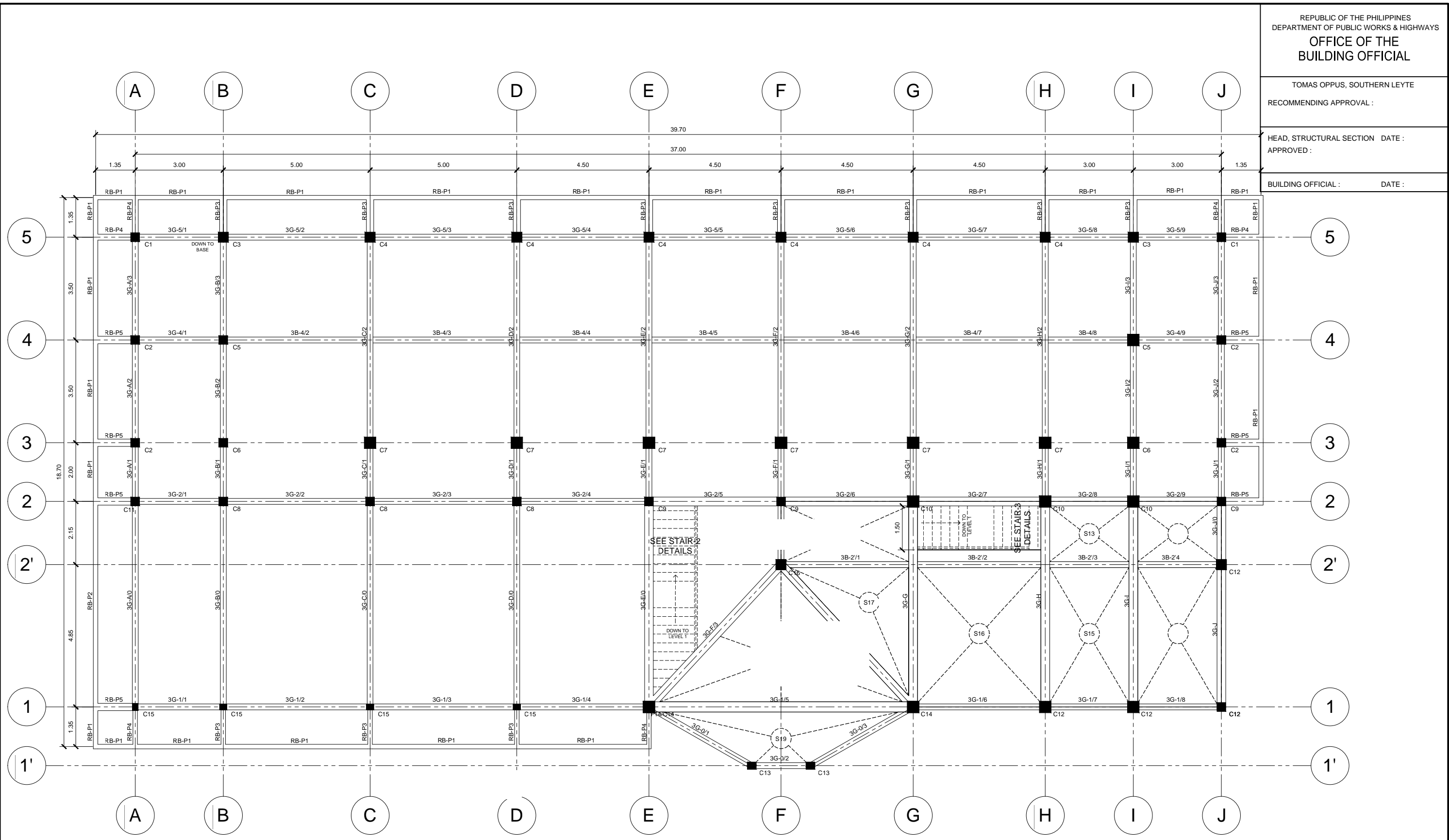
FROM THE OFFICE OF :	SEAL	PROJECT :	OWNER	RECOMMENDING APPROVAL:	APPROVED BY:	SHEET CONTENTS :	SHEET NO.
 <b>HERBERT M. DIAPOLET</b> Civil/Structural Engineer herbertdiapolet@gmail.com (32) 402 9476 2-T Archbishop Reyes Avenue, Cebu City 6000	Reg.No.: 0126462 Valid until: 10-04-19 PTR No.: 118352 Date Issued: 10-14-16 Issued at: Cebu City TIN: 426 651 349	<b>PROPOSED CONSTRUCTION OF HUMAN KINETICS BUILDING</b> LOCATION : SAN ISIDRO, TOMAS OPPUS, SOUTHERN LEYTE	 SLSU-TOMAS OPPUS	<b>Mrs. ELISA MARIA A. PASION</b> Supervising Administrative Officer, Designate <b>Engr. RALPH ANGELO T. LLOREN</b> Engineer I	<b>Dr. FREDERICK C. ANIGA</b> Campus Administrator	DRAFTED BY: HMD CHECKED BY: HMD PLOT DATE: 1/7/17	1 - LEVEL 1 - FRAMING AND FOUNDATION PLAN <b>S5</b>





TOMAS OPPUS, SOUTHERN LEYTE  
RECOMMENDING APPROVAL :

HEAD, STRUCTURAL SECTION DATE :  
APPROVED :

BUILDING OFFICIAL : DATE :



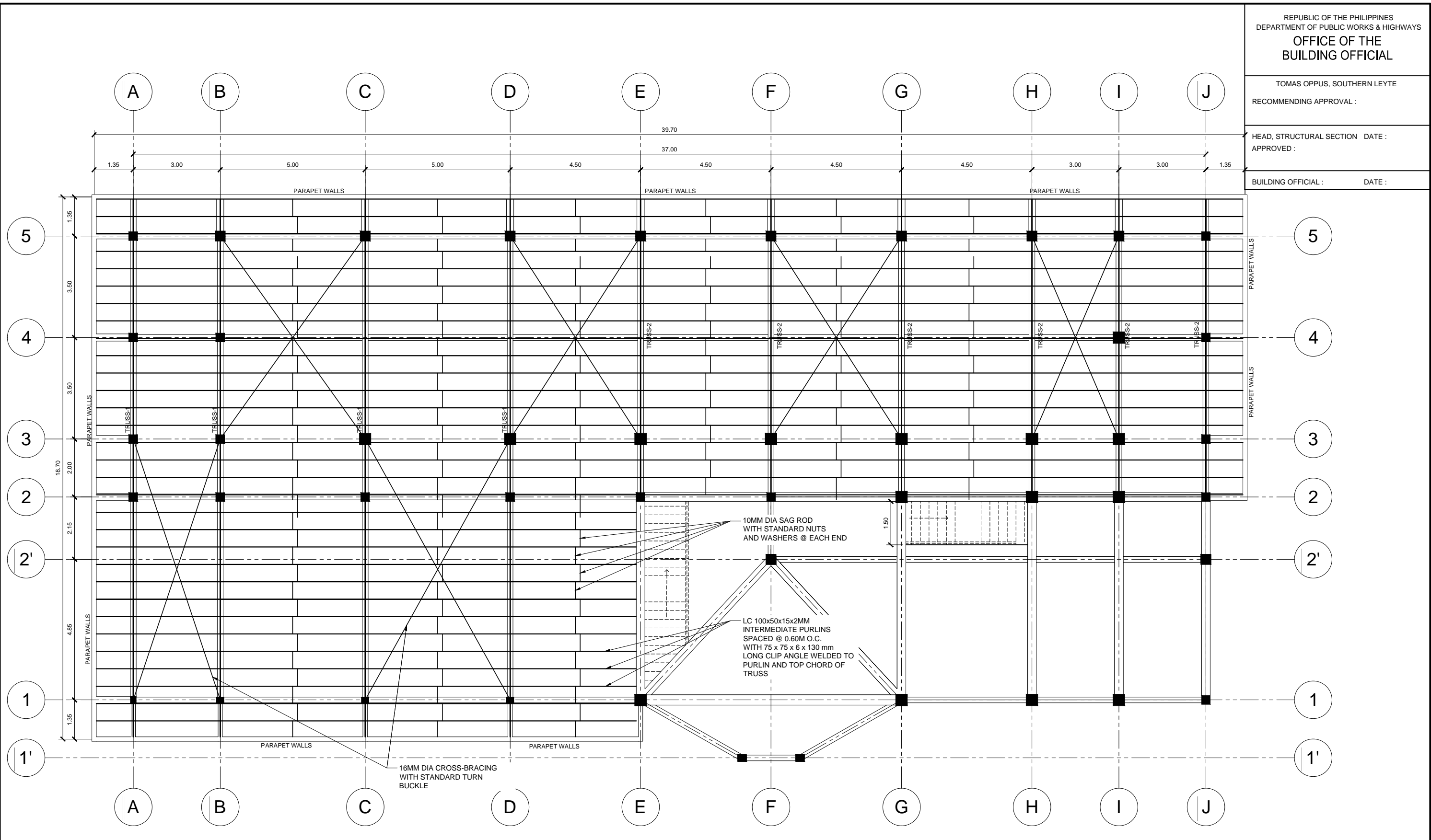
**1**  
**S6** LEVEL 2- FLOOR FRAMING PLAN  
Scale: 1:125

FROM THE OFFICE OF :	SEAL	PROJECT :	OWNER	RECOMMENDING APPROVAL:	APPROVED BY:	SHEET CONTENTS :	SHEET NO.
 <b>HERBERT M. DIAPOLET</b> Civil/Structural Engineer herbertdiapolet@gmail.com (32) 402 9476 2-T Archbishop Reyes Avenue, Cebu City 6000	Reg.No.: 0126462 Valid until: 10-04-19 PTR No.: 118352 Date Issued: 10-14-16 Issued at: Cebu City TIN: 426 651 349	<b>PROPOSED CONSTRUCTION OF HUMAN KINETICS BUILDING</b> LOCATION : SAN ISIDRO, TOMAS OPPUS, SOUTHERN LEYTE	 SLSU-TOMAS OPPUS	<b>Mrs. ELISA MARIA A. PASION</b> Supervising Administrative Officer, Designate <b>Engr. RALPH ANGELO T. LLOREN</b> Engineer I	<b>Dr. FREDERICK C. ANIGA</b> Campus Administrator	DRAFTED BY: HMD	<b>S6</b>
						CHECKED BY: HMD	
						PLOT DATE: 1/7/17	



TOMAS OPPUS, SOUTHERN LEYTE  
RECOMMENDING APPROVAL :

HEAD, STRUCTURAL SECTION DATE :  
APPROVED :

BUILDING OFFICIAL : DATE :



**1**  
**S7**  
**LEVEL 2 - ROOF FRAMING PLAN**  
Scale: 1:125

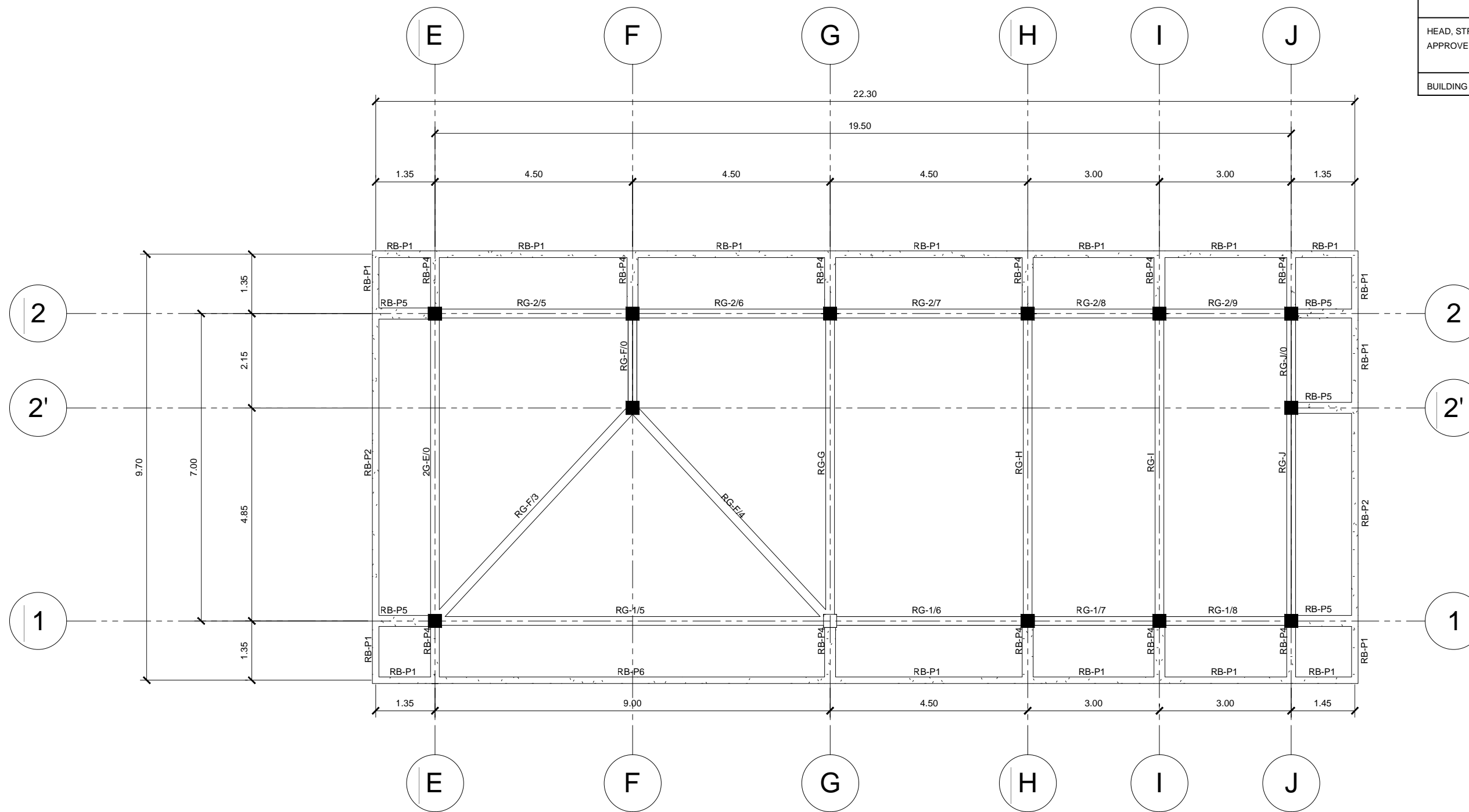
FROM THE OFFICE OF :	SEAL	PROJECT :	OWNER	RECOMMENDING APPROVAL:	APPROVED BY:	SHEET CONTENTS :	SHEET NO.
 <b>HERBERT M. DIAPOLET</b> Civil/Structural Engineer herbertdiapolet@gmail.com (32) 402 9476 2-T Archbishop Reyes Avenue, Cebu City 6000	Reg.No.: 0126462 Valid until: 10-04-19 PTR No.: 118352 Date Issued: 10-14-16 Issued at: Cebu City TIN: 426 651 349	<b>PROPOSED CONSTRUCTION OF HUMAN KINETICS BUILDING</b> LOCATION : SAN ISIDRO, TOMAS OPPUS, SOUTHERN LEYTE	 SLSU-TOMAS OPPUS	Mrs. ELISA MARIA A. PASION Supervising Administrative Officer, Designate	Dr. FREDERICK C. ANIGA Campus Administrator	DRAFTED BY: HMD CHECKED BY: HMD PLOT DATE: 1/7/17	<b>S7</b>
				Engr. RALPH ANGELO T. LLOREN Engineer I	1 - LEVEL 2 - ROOF FRAMING PLAN		

TOMAS OPPUS, SOUTHERN LEYTE



RECOMMENDING APPROVAL :

HEAD, STRUCTURAL SECTION DATE :  
APPROVED :

BUILDING OFFICIAL : DATE :



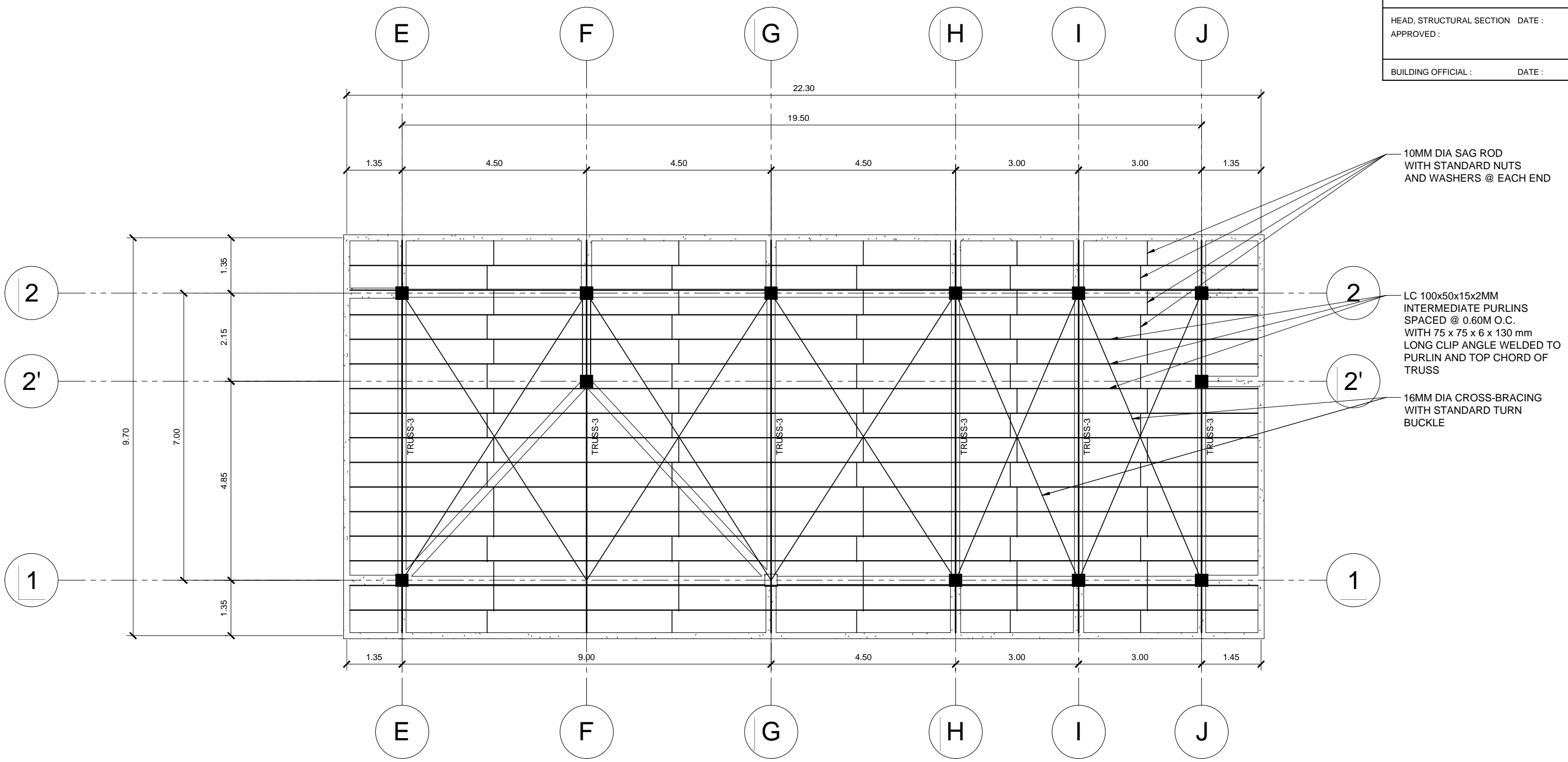
**1**  
**S8** LEVEL 3 - ROOF BEAM LAYOUT PLAN  
Scale: 1:100

FROM THE OFFICE OF :		SEAL	PROJECT :	OWNER	RECOMMENDING APPROVAL:	APPROVED BY:	SHEET CONTENTS :	SHEET NO.
 <b>HERBERT M. DIAPOLET</b> Civil/Structural Engineer herbertdiapolet@gmail.com (32) 402 9476 2-T Archbishop Reyes Avenue, Cebu City 6000	Reg.No.: 0126462		<b>PROPOSED CONSTRUCTION OF HUMAN KINETICS BUILDING</b> LOCATION : SAN ISIDRO, TOMAS OPPUS, SOUTHERN LEYTE	 SLSU-TOMAS OPPUS	<b>Mrs. ELISA MARIA A. PASION</b> Supervising Administrative Officer, Designate <b>Engr. RALPH ANGELO T. LLOREN</b> Engineer I	<b>Dr. FREDERICK C. ANIGA</b> Campus Administrator	DRAFTED BY: HMD	<b>S8</b>
	Valid until: 10-04-19						1 - LEVEL 3 - ROOF BEAM LAYOUT PLAN	
	PTR No.: 118352						CHECKED BY: HMD	
	Date Issued: 10-14-16						PLOT DATE: 1/7/17	
	Issued at: Cebu City							
TIN: 426 651 349								



TOMAS OPPUS, SOUTHERN LEYTE  
RECOMMENDING APPROVAL :

HEAD, STRUCTURAL SECTION DATE :  
APPROVED :

BUILDING OFFICIAL : DATE :



**1**  
**S9** LEVEL 3 - ROOF FRAMING PLAN  
Scale: 1:100




FROM THE OFFICE OF :	SEAL	PROJECT :	OWNER	RECOMMENDING APPROVAL:	APPROVED BY:	SHEET CONTENTS :	SHEET NO.
 <b>HERBERT M. DIAPOLET</b> Civil/Structural Engineer herbertdiapolet@gmail.com (32) 402 9476 2-T Archbishop Reyes Avenue, Cebu City 6000	Reg.No.: 0126462 Valid until: 10-04-19 PTR No.: 118352 Date Issued: 10-14-16 Issued at: Cebu City TIN: 426 651 349	<b>PROPOSED CONSTRUCTION OF HUMAN KINETICS BUILDING</b> LOCATION : SAN ISIDRO, TOMAS OPPUS, SOUTHERN LEYTE	 SLSU-TOMAS OPPUS	Mrs. ELISA MARIA A. PASION Supervising Administrative Officer, Designate	Dr. FREDERICK C. ANIGA Campus Administrator	DRAFTED BY: HMD CHECKED BY: HMD PLOT DATE: 1/7/17	<b>S9</b>
				Engr. RALPH ANGELO T. LLOREN Engineer I			

### SCHEDULE OF REINFORCED CONCRETE COLUMNS

MARK	DESCRIPTION	BASE TO LEVEL 1	LEVEL 1 TO LEVEL 2	LEVEL 2 TO LEVEL 3
C1	DIMENSIONS	300 x 300 mm	300 x 300 mm	300 x 300 mm
	VERTICAL BARS	4 x 4 - 25d (1 bar bundle)	3 x 3 - 20d (1 bar bundle)	2 x 2 - 20d (1 bar bundle)
	LATERAL TIES	10d (3 loops) 1@50, 6@75, rest @ 114 mm o.c. to M.H.	10d (1 loop) 1@50, 6@75, rest @ 115 mm o.c. to M.H.	10d (1 loop) 1@50, 7@75, rest @ 115 mm o.c. to M.H.
	TYPE	C	B	A
C2	DIMENSIONS	300 x 300 mm	300 x 300 mm	
	VERTICAL BARS	3 x 3 - 20d (1 bar bundle)	3 x 3 - 20d (1 bar bundle)	
	LATERAL TIES	10d (1 loop) 1@50, 7@75, rest @ 115 mm o.c. to M.H.	10d (1 loop) 1@50, 7@75, rest @ 115 mm o.c. to M.H.	
	TYPE	B	B	
C3	DIMENSIONS	350 x 350 mm	300 x 300 mm	300 x 300 mm
	VERTICAL BARS	4 x 4 - 20d (1 bar bundle)	3 x 3 - 20d (1 bar bundle)	3 x 3 - 20d (1 bar bundle)
	LATERAL TIES	10d (3 loops) 1@50, 5@87, rest @ 120 mm o.c. to M.H.	10d (1 loop) 1@50, 6@75, rest @ 115 mm o.c. to M.H.	10d (1 loop) 1@50, 7@75, rest @ 115 mm o.c. to M.H.
	TYPE	C	B	B
C4	DIMENSIONS	350 x 350 mm	300 x 300 mm	
	VERTICAL BARS	4 x 4 - 25d (1 bar bundle)	2 x 2 - 20d (1 bar bundle)	
	LATERAL TIES	10d (3 loops) 1@50, 6@87, rest @ 139 mm o.c. to M.H.	10d (1 loop) 1@50, 7@75, rest @ 115 mm o.c. to M.H.	
	TYPE	C	A	
C5	DIMENSIONS	300 x 300 mm	300 x 300 mm	
	VERTICAL BARS	4 x 4 - 25d (1 bar bundle)	2 x 2 - 20d (1 bar bundle)	
	LATERAL TIES	10d (1 loop) 1@50, 7@75, rest @ 119 mm o.c. to M.H.	10d (1 loop) 1@50, 7@75, rest @ 120 mm o.c. to M.H.	
	TYPE	C	A	
C6	DIMENSIONS	300 x 300 mm	300 x 300 mm	
	VERTICAL BARS	4 x 4 - 25d (1 bar bundle)	2 x 2 - 25d (1 bar bundle)	
	LATERAL TIES	10d (3 loops) 1@50, 7@75, rest @ 119 mm o.c. to M.H.	10d (1 loop) 1@50, 7@75, rest @ 119 mm o.c. to M.H.	
	TYPE	C	A	
C7	DIMENSIONS	400 x 400 mm	300 x 300 mm	
	VERTICAL BARS	4 x 4 - 32d (1 bar bundle)	2 x 2 - 20d (1 bar bundle)	
	LATERAL TIES	10d (3 loops) 1@50, 5@100, rest @ 150 mm o.c. to M.H.	10d (1 loop) 1@50, 7@75, rest @ 120 mm o.c. to M.H.	
	TYPE	C	A	
C8	DIMENSIONS	300 x 300 mm	300 x 300 mm	
	VERTICAL BARS	3 x 3 - 25d (1 bar bundle)	2 x 2 - 25d (1 bar bundle)	
	LATERAL TIES	10d (1 loop) 1@50, 7@75, rest @ 114 mm o.c. to M.H.	10d (1 loop) 1@50, 7@75, rest @ 119 mm o.c. to M.H.	
	TYPE	B	A	

### SCHEDULE OF REINFORCED CONCRETE COLUMNS

MARK	DESCRIPTION	BASE TO LEVEL 1	LEVEL 1 TO LEVEL 2	LEVEL 2 TO LEVEL 3
C9	DIMENSIONS	300 x 300 mm	300 x 300 mm	300 x 300 mm
	VERTICAL BARS	2 x 2 - 20d (1 bar bundle)	2 x 2 - 20d (1 bar bundle)	2 x 2 - 20d (1 bar bundle)
	LATERAL TIES	10d (1 loop) 1@50, 7@75, rest @ 115 mm o.c. to M.H.	10d (1 loop) 1@50, 7@75, rest @ 115 mm o.c. to M.H.	10d (1 loop) 1@50, 7@75, rest @ 115 mm o.c. to M.H.
	TYPE	A	A	A
C10	DIMENSIONS	400 x 400 mm	400 x 400 mm	300 x 300 mm
	VERTICAL BARS	4 x 4 - 32d (1 bar bundle)	4 x 4 - 32d (1 bar bundle)	2 x 2 - 20d (1 bar bundle)
	LATERAL TIES	10d (3 loops) 1@50, 5@100, rest @ 150 mm o.c. to M.H.	10d (3 loops) 1@50, 5@100, rest @ 150 mm o.c. to M.H.	10d (1 loop) 1@50, 7@75, rest @ 115 mm o.c. to M.H.
	TYPE	C	C	A
C11	DIMENSIONS	300 x 300 mm	300 x 300 mm	
	VERTICAL BARS	3 x 3 - 20d (1 bar bundle)	3 x 3 - 20d (1 bar bundle)	
	LATERAL TIES	10d (1 loop) 1@50, 7@75, rest @ 115 mm o.c. to M.H.	10d (1 loop) 1@50, 7@75, rest @ 115 mm o.c. to M.H.	
	TYPE	B	B	
C12	DIMENSIONS	300 x 300 mm	300 x 300 mm	
	VERTICAL BARS	4 x 4 - 25d (1 bar bundle)	2 x 2 - 20d (1 bar bundle)	
	LATERAL TIES	10d (3 loops) 1@50, 7@75, rest @ 114 mm o.c. to M.H.	10d (1 loop) 1@50, 7@75, rest @ 115 mm o.c. to M.H.	
	TYPE	C	A	
C13	DIMENSIONS	300 x 300 mm		
	VERTICAL BARS	2 x 2 - 20d (1 bar bundle)		
	LATERAL TIES	10d (1 loop) 1@50, 7@75, rest @ 115 mm o.c. to M.H.		
	TYPE	A		
C14	DIMENSIONS	450 x 450 mm	300 x 300 mm	
	VERTICAL BARS	4 x 4 - 32d (1 bar bundle)	2 x 2 - 20d (1 bar bundle)	
	LATERAL TIES	10d (3 loops) 1@50, 5@100, rest @ 150 mm o.c. to M.H.	10d (1 loop) 1@50, 7@75, rest @ 115 mm o.c. to M.H.	
	TYPE	C	A	
C15	DIMENSIONS	250 x 300 mm		
	VERTICAL BARS	2 x 2 - 20d (1 bar bundle)		
	LATERAL TIES	10d (1 loop) 1@50, 8@62, rest @ 115 mm o.c. to M.H.		
	TYPE	RECTANGULAR		
C16	DIMENSIONS	350 x 350 mm	300 x 300 mm	
	VERTICAL BARS	4 x 4 - 32d (1 bar bundle)	2 x 2 - 20d (1 bar bundle)	
	LATERAL TIES	10d (3 loops) 1@50, 6@87, rest @ 137 mm o.c. to M.H.	10d (1 loop) 1@50, 7@75, rest @ 115 mm o.c. to M.H.	
	TYPE	C	A	




FROM THE OFFICE OF:		SEAL	PROJECT :	OWNER	RECOMMENDING APPROVAL:	APPROVED BY:	SHEET CONTENTS :	SHEET NO.
 <b>HERBERT M. DIAPOLET</b> Civil/Structural Engineer herbertdiapolet@gmail.com (32) 402 9476 2-T Archbishop Reyes Avenue, Cebu City 6000	Reg.No.: 0126462		<b>PROPOSED CONSTRUCTION OF HUMAN KINETICS BUILDING</b> LOCATION : SAN ISIDRO, TOMAS OPPUS, SOUTHERN LEYTE	 SLSU-TOMAS OPPUS	<b>Mrs. ELISA MARIA A. PASION</b> Supervising Administrative Officer, Designate <b>Engr. RALPH ANGELO T. LLOREN</b> Engineer I	<b>Dr. FREDERICK C. ANIGA</b> Campus Administrator	DRAFTED BY: HMD	SCHEDULE OF COLUMNS <b>S10</b>
	Valid until: 10-04-19							
	PTR No.: 118352							
	Date Issued: 10-14-16							
	Issued at: Cebu City							
TIN: 426 651 349								



SCHEDULE OF RC GIRDERS AND BEAMS							
MARK	SECTION		LOC.	MAIN REINFORCING BARS			STIRRUPS
	b, mm	h, mm		LEFT	MID	RIGHT	
RB-P1	150	300	TOP	2-16d	2-16d	2-16d	10d (2legs),1@50, rest@100 mm o.c. to C.L.
			BOT	2-16d	2-16d	2-16d	
RB-P2	150	300	TOP	4-16d	2-16d	4-16d	10d (2legs),1@50, rest@100 mm o.c. to C.L.
			BOT	2-16d	2-16d	2-16d	
RB-P3	250	300	TOP	2-25d	2-25d	6-25d	10d (2legs),1@50, rest@100 mm o.c. to end.
			BOT	2-25d	2-25d	2-25d	
RB-P4	200	300	TOP	4-25d	2-25d	2-25d	10d (2legs),1@50, rest@100 mm o.c. to end.
			BOT	2-25d	2-25d	2-25d	
RB-P5	250	300	TOP	6-25d	2-25d	2-25d	10d (2legs),1@50, rest@100 mm o.c. to end.
			BOT	2-25d	3-25d	2-25d	
2G-2/1	300	400	TOP	2-20d	2-20d	3-20d	10d (2legs),1@50, 11@75, rest@150 mm o.c. to C.L.
			BOT	2-20d	2-20d	2-20d	
2G-2/2	300	400	TOP	4-20d	2-20d	3-20d	10d (2legs),1@50, 13@75, rest@150 mm o.c. to C.L.
			BOT	2-20d	2-20d	2-20d	
2G-2/3	300	400	TOP	4-20d	2-20d	4-20d	10d (2legs),1@50, 13@75, rest@150 mm o.c. to C.L.
			BOT	2-20d	2-20d	2-20d	
2G-2/4	300	400	TOP	3-20d	2-20d	3-20d	10d (2legs),1@50, 12@75, rest@150 mm o.c. to C.L.
			BOT	2-20d	2-20d	2-20d	
2G-2/5	300	400	TOP	2-20d	2-20d	2-20d	10d (2legs),1@50, 12@75, rest@150 mm o.c. to C.L.
			BOT	2-20d	2-20d	2-20d	
2G-2/6	300	400	TOP	3-20d	2-20d	3-20d	10d (2legs),1@50, 12@75, rest@150 mm o.c. to C.L.
			BOT	2-20d	2-20d	2-20d	
2G-2/7	300	400	TOP	3-20d	2-20d	3-20d	10d (2legs),1@50, 12@75, rest@150 mm o.c. to C.L.
			BOT	2-20d	2-20d	2-20d	
2G-2/8	300	400	TOP	2-20d	2-20d	2-20d	10d (2legs),1@50, 11@75, rest@150 mm o.c. to C.L.
			BOT	2-20d	2-20d	2-20d	
2G-2/9	300	400	TOP	3-20d	2-20d	2-20d	10d (2legs),1@50, 11@75, rest@150 mm o.c. to C.L.
			BOT	2-20d	2-20d	2-20d	
2G-3/1	300	400	TOP	2-20d	2-20d	2-20d	10d (2legs),1@50, 11@75, rest@150 mm o.c. to C.L.
			BOT	2-20d	2-20d	2-20d	
2G-3/2	300	400	TOP	5-20d	2-20d	5-20d	10d (2legs),1@50, 13@75, rest@150 mm o.c. to C.L.
			BOT	3-20d	3-20d	3-20d	
2G-3/3	300	400	TOP	5-20d	2-20d	5-20d	10d (2legs),1@50, 13@75, rest@150 mm o.c. to C.L.
			BOT	3-20d	3-20d	3-20d	
2G-3/4	300	400	TOP	4-20d	2-20d	4-20d	10d (2legs),1@50, 12@75, rest@150 mm o.c. to C.L.
			BOT	2-20d	2-20d	2-20d	

SCHEDULE OF RC GIRDERS AND BEAMS							
MARK	SECTION		LOC.	MAIN REINFORCING BARS			STIRRUPS
	b, mm	h, mm		LEFT	MID	RIGHT	
2G-3/5	300	400	TOP	4-20d	2-20d	4-20d	10d (2legs),1@50, rest@100 mm o.c. to C.L.
			BOT	2-20d	2-20d	2-20d	
2G-3/6	300	400	TOP	4-20d	2-20d	4-20d	10d (2legs),1@50, 12@75, rest@150 mm o.c. to C.L.
			BOT	2-20d	2-20d	2-20d	
2G-3/7	300	400	TOP	4-20d	2-20d	4-20d	10d (2legs),1@50, 12@75, rest@150 mm o.c. to C.L.
			BOT	2-20d	2-20d	2-20d	
2G-3/8	300	400	TOP	3-20d	2-20d	3-20d	10d (2legs),1@50, 11@75, rest@150 mm o.c. to C.L.
			BOT	2-20d	2-20d	2-20d	
2G-3/9	300	400	TOP	3-20d	2-20d	3-20d	10d (2legs),1@50, 11@75, rest@150 mm o.c. to C.L.
			BOT	2-20d	2-20d	2-20d	
2G-4/1	300	400	TOP	2-20d	2-20d	2-20d	10d (2legs),1@50, rest@100 mm o.c. to C.L.
			BOT	2-20d	2-20d	2-20d	
2B-4/2	200	300	TOP	3-20d	2-20d	3-20d	10d (2legs),1@50, rest@100 mm o.c. to C.L.
			BOT	2-20d	3-20d	2-20d	
2B-4/3	200	300	TOP	3-20d	2-20d	3-20d	10d (2legs),1@50, rest@100 mm o.c. to C.L.
			BOT	2-20d	3-20d	2-20d	
2B-4/4	200	300	TOP	2-20d	2-20d	2-20d	10d (2legs),1@50, rest@100 mm o.c. to C.L.
			BOT	2-20d	2-20d	2-20d	
2B-4/5	200	300	TOP	2-20d	2-20d	2-20d	10d (2legs),1@50, rest@100 mm o.c. to C.L.
			BOT	2-20d	2-20d	2-20d	
2B-4/6	200	300	TOP	2-20d	2-20d	2-20d	10d (2legs),1@50, rest@100 mm o.c. to C.L.
			BOT	2-20d	2-20d	2-20d	
2B-4/7	200	300	TOP	2-20d	2-20d	2-20d	10d (2legs),1@50, rest@100 mm o.c. to C.L.
			BOT	2-20d	2-20d	2-20d	
2B-4/8	200	300	TOP	2-20d	2-20d	2-20d	10d (2legs),1@50, rest@100 mm o.c. to C.L.
			BOT	2-20d	2-20d	2-20d	
1G-5/1	300	400	TOP	2-20d	2-20d	2-20d	10d (2legs),1@50, 11@75, rest@150 mm o.c. to C.L.
			BOT	2-20d	2-20d	2-20d	
2G-5/2	300	400	TOP	4-20d	2-20d	4-20d	10d (2legs),1@50, 13@75, rest@150 mm o.c. to C.L.
			BOT	2-20d	3-20d	2-20d	
2G-5/3	300	400	TOP	4-20d	2-20d	4-20d	10d (2legs),1@50, 13@75, rest@150 mm o.c. to C.L.
			BOT	2-20d	2-20d	2-20d	
2G-5/4	300	400	TOP	4-20d	2-20d	4-20d	10d (2legs),1@50, 12@75, rest@150 mm o.c. to C.L.
			BOT	2-20d	2-20d	2-20d	
2G-5/5	300	400	TOP	4-20d	2-20d	4-20d	10d (2legs),1@50, 12@75, rest@150 mm o.c. to C.L.
			BOT	2-20d	2-20d	2-20d	




SCHEDULE OF RC GIRDERS AND BEAMS							
MARK	SECTION		LOC.	MAIN REINFORCING BARS			STIRRUPS
	b, mm	h, mm		LEFT	MID	RIGHT	
2G-5/6	300	400	TOP	4-20d	2-20d	4-20d	10d (2legs),1@50, 12@75, rest@150 mm o.c. to C.L.
			BOT	2-20d	2-20d	2-20d	
2G-5/7	300	400	TOP	3-20d	2-20d	3-20d	10d (2legs),1@50, 12@75, rest@150 mm o.c. to C.L.
			BOT	2-20d	2-20d	2-20d	
2G-5/8	300	400	TOP	3-20d	2-20d	3-20d	10d (2legs),1@50, 11@75, rest@150 mm o.c. to C.L.
			BOT	2-20d	2-20d	2-20d	
1G-5/9	300	400	TOP	3-20d	2-20d	3-20d	10d (2legs),1@50, 11@75, rest@150 mm o.c. to C.L.
			BOT	2-20d	2-20d	2-20d	
2B-5/1	200	300	TOP	2-20d	2-20d	2-20d	10d (2legs),1@50, rest@100 mm o.c. to C.L.
			BOT	2-20d	2-20d	2-20d	
2G-A/1	300	400	TOP	2-20d	2-20d	2-20d	10d (2legs),1@50, rest@75 mm o.c. to C.L.
			BOT	2-20d	2-20d	2-20d	
2G-A/2	300	400	TOP	2-20d	2-20d	2-20d	10d (2legs),1@50, 17@75, rest@150 mm o.c. to C.L.
			BOT	2-20d	2-20d	2-20d	
2G/A3	300	400	TOP	3-20d	2-20d	3-20d	10d (2legs),1@50, 13@75, rest@150 mm o.c. to C.L.
			BOT	2-20d	2-20d	2-20d	
2G-B/1	300	400	TOP	2-20d	2-20d	2-20d	10d (2legs),1@50, rest@75 mm o.c. to C.L.
			BOT	2-20d	2-20d	2-20d	
2G-B/2	300	400	TOP	3-20d	2-20d	3-20d	10d (2legs),1@50, 13@75, rest@150 mm o.c. to C.L.
			BOT	2-20d	2-20d	2-20d	
2G-B/3	300	400	TOP	3-20d	2-20d	2-20d	10d (2legs),1@50, 13@75, rest@150 mm o.c. to C.L.
			BOT	2-20d	2-20d	2-20d	
2G-C/1	300	400	TOP	2-20d	2-20d	2-20d	10d (2legs),1@50, rest@75 mm o.c. to C.L.
			BOT	2-20d	2-20d	2-20d	
2G-C/2	300	450	TOP	5-25d	2-25d	4-25d	10d (2legs),1@50, 18@75, rest@150 mm o.c. to C.L.
			BOT	3-25d	5-25d	2-25d	
2G-D/1	300	400	TOP	2-20d	2-20d	2-20d	10d (2legs),1@50, rest@75 mm o.c. to C.L.
			BOT	2-20d	2-20d	2-20d	
2G-D/2	300	450	TOP	5-25d	2-25d	4-25d	10d (2legs),1@50, 18@75, rest@150 mm o.c. to C.L.
			BOT	2-25d	5-25d	2-25d	
2G-E/1	300	400	TOP	2-20d	2-20d	2-20d	10d (2legs),1@50, rest@75 mm o.c. to C.L.
			BOT	2-20d	2-20d	2-20d	
2G-E/2	300	450	TOP	6-20d	2-20d	4-20d	10d (2legs),1@50, 18@75, rest@150 mm o.c. to C.L.
			BOT	2-20d	6-20d	2-20d	
2G-F/1	300	400	TOP	2-20d	2-20d	2-20d	10d (2legs),1@50, rest@75 mm o.c. to C.L.
			BOT	2-20d	2-20d	2-20d	

FROM THE OFFICE OF :		SEAL	PROJECT :	OWNER	RECOMMENDING APPROVAL:	APPROVED BY:	SHEET CONTENTS :	SHEET NO.
 <b>HERBERT M. DIAPOLET</b> Civil/Structural Engineer herbertdiapolet@gmail.com (32) 402 9476 2-T Archbishop Reyes Avenue, Cebu City 6000	Reg.No.: 0126462		<b>PROPOSED CONSTRUCTION OF HUMAN KINETICS BUILDING</b> LOCATION : SAN ISIDRO, TOMAS OPPUS, SOUTHERN LEYTE	 SLSU-TOMAS OPPUS	<b>Mrs. ELISA MARIA A. PASION</b> Supervising Administrative Officer, Designate <b>Engr. RALPH ANGELO T. LLOREN</b> Engineer I	<b>Dr. FREDERICK C. ANIGA</b> Campus Administrator	DRAFTED BY: HMD	SCHEDULE OF BEAMS AND GIRDERS
	Valid until: 10-04-19						SHEET NO. <b>S11</b>	
	PTR No.: 118352							
	Date Issued: 10-14-16							
	Issued at: Cebu City							
TIN: 426 651 349								

SCHEDULE OF RC GIRDERS AND BEAMS							
MARK	SECTION		LOC.	MAIN REINFORCING BARS			STIRRUPS
	b, mm	h, mm		LEFT	MID	RIGHT	
2G-F/2	300	450	TOP	5-25d	2-25d	4-25d	10d (2legs),1@50, 18@75, rest@150 mm o.c. to C.L.
			BOT	3-25d	5-25d	2-25d	
2G-G/1	300	400	TOP	3-20d	2-20d	3-20d	10d (2legs),1@50, rest@75 mm o.c. to C.L.
			BOT	2-20d	2-20d	2-20d	
2G-G/2	300	450	TOP	5-25d	2-25d	4-25d	10d (2legs),1@50, 18@75, rest@150 mm o.c. to C.L.
			BOT	2-25d	4-25d	2-25d	
2G-H/1	300	400	TOP	3-20d	2-20d	3-20d	10d (2legs),1@50, rest@75 mm o.c. to C.L.
			BOT	2-20d	2-20d	2-20d	
2G-H/2	300	450	TOP	5-25d	2-25d	4-25d	10d (2legs),1@50, 18@75, rest@150 mm o.c. to C.L.
			BOT	3-25d	3-25d	2-25d	
2G-I/1	300	400	TOP	2-20d	2-20d	2-20d	10d (2legs),1@50, rest@75 mm o.c. to C.L.
			BOT	2-20d	2-20d	2-20d	
2G-I/2	300	400	TOP	3-20d	2-20d	3-20d	10d (2legs),1@50, 13@75, rest@150 mm o.c. to C.L.
			BOT	2-20d	2-20d	2-20d	
2G-I/3	300	400	TOP	3-20d	2-20d	3-20d	10d (2legs),1@50, 13@75, rest@150 mm o.c. to C.L.
			BOT	2-20d	2-20d	2-20d	
2G-J/1	300	400	TOP	3-20d	2-20d	3-20d	10d (2legs),1@50, rest@75 mm o.c. to C.L.
			BOT	2-20d	2-20d	2-20d	
2G-J/2	300	400	TOP	3-20d	2-20d	3-20d	10d (2legs),1@50, 13@75, rest@150 mm o.c. to C.L.
			BOT	2-20d	2-20d	2-20d	
2G-J/3	300	400	TOP	3-20d	2-20d	3-20d	10d (2legs),1@50, 13@75, rest@150 mm o.c. to C.L.
			BOT	2-20d	2-20d	2-20d	
3G-0/1	200	300	TOP	3-20d	2-20d	3-20d	10d (2legs),1@50, rest@100 mm o.c. to C.L.
			BOT	2-20d	2-20d	2-20d	
3G-0/2	200	300	TOP	2-20d	2-20d	2-20d	10d (2legs),1@50, rest@100 mm o.c. to C.L.
			BOT	2-20d	2-20d	2-20d	
3G-0/3	200	300	TOP	3-20d	2-20d	3-20d	10d (2legs),1@50, rest@100 mm o.c. to C.L.
			BOT	2-20d	2-20d	2-20d	
3G-1/1	200	300	TOP	3-16d	2-16d	4-16d	10d (2legs),1@50, rest@100 mm o.c. to C.L.
			BOT	3-16d	2-16d	2-16d	
3G-1/2	200	300	TOP	3-16d	2-16d	2-16d	10d (2legs),1@50, rest@100 mm o.c. to C.L.
			BOT	2-16d	2-16d	2-16d	
3G-1/3	200	300	TOP	3-16d	2-16d	2-16d	10d (2legs),1@50, rest@100 mm o.c. to C.L.
			BOT	2-16d	2-16d	2-16d	
3G-1/4	200	300	TOP	3-16d	2-16d	3-16d	10d (2legs),1@50, rest@100 mm o.c. to C.L.
			BOT	2-16d	2-16d	2-16d	

SCHEDULE OF RC GIRDERS AND BEAMS							
MARK	SECTION		LOC.	MAIN REINFORCING BARS			STIRRUPS
	b, mm	h, mm		LEFT	MID	RIGHT	
3G-1/5	350	550	TOP	5-25d	2-25d	5-25d	10d (2legs),1@50, 18@100, rest@200 mm o.c. to C.L.
			BOT	2-25d	5-25d	2-25d	
3G-1/6	200	300	TOP	2-20d	2-20d	2-20d	10d (2legs),1@50, rest@100 mm o.c. to C.L.
			BOT	2-20d	2-20d	2-20d	
3G-1/7	200	300	TOP	2-20d	2-20d	2-20d	10d (2legs),1@50, rest@100 mm o.c. to C.L.
			BOT	2-20d	2-20d	2-20d	
3G-1/8	200	300	TOP	2-20d	2-20d	2-20d	10d (2legs),1@50, rest@100 mm o.c. to C.L.
			BOT	2-20d	2-20d	2-20d	
3B-2/1	200	300	TOP	2-20d	2-20d	2-20d	10d (2legs),1@50, rest@100 mm o.c. to C.L.
			BOT	2-20d	2-20d	2-20d	
3B-2/2	200	300	TOP	2-20d	2-20d	2-20d	10d (2legs),1@50, rest@100 mm o.c. to C.L.
			BOT	2-20d	2-20d	2-20d	
3B-2/3	200	300	TOP	2-20d	2-20d	2-20d	10d (2legs),1@50, rest@100 mm o.c. to C.L.
			BOT	2-20d	2-20d	2-20d	
3B-2/4	200	300	TOP	2-20d	2-20d	2-20d	10d (2legs),1@50, rest@100 mm o.c. to C.L.
			BOT	2-20d	2-20d	2-20d	
3G-2/1	200	300	TOP	2-20d	2-20d	2-20d	10d (2legs),1@50, rest@100 mm o.c. to C.L.
			BOT	2-20d	2-20d	2-20d	
3G-2/2	200	300	TOP	2-20d	2-20d	2-20d	10d (2legs),1@50, rest@100 mm o.c. to C.L.
			BOT	2-20d	2-20d	2-20d	
3G-2/3	200	300	TOP	2-20d	2-20d	2-20d	10d (2legs),1@50, rest@100 mm o.c. to C.L.
			BOT	2-20d	2-20d	2-20d	
3G-2/4	200	300	TOP	2-20d	2-20d	2-20d	10d (2legs),1@50, rest@100 mm o.c. to C.L.
			BOT	2-20d	2-20d	2-20d	
3G-2/5	300	400	TOP	2-20d	2-20d	2-20d	10d (2legs),1@50, 12@75, rest@150 mm o.c. to C.L.
			BOT	2-20d	2-20d	2-20d	
3G-2/6	300	400	TOP	2-20d	2-20d	3-20d	10d (2legs),1@50, 12@75, rest@150 mm o.c. to C.L.
			BOT	2-20d	2-20d	2-20d	
3G-2/7	300	400	TOP	2-20d	2-20d	2-20d	10d (2legs),1@50, 12@75, mm o.c. to C.L.
			BOT	2-20d	2-20d	2-20d	
3G-2/8	300	400	TOP	2-20d	2-20d	2-20d	10d (2legs),1@50, 11@75, rest@150 mm o.c. to C.L.
			BOT	2-20d	2-20d	2-20d	
3G-2/9	300	400	TOP	2-20d	2-20d	2-20d	10d (2legs),1@50, 11@75, rest@150 mm o.c. to C.L.
			BOT	2-20d	2-20d	2-20d	
3G-4/1	200	300	TOP	3-16d	2-16d	4-16d	10d (2legs),1@50, rest@100 mm o.c. to C.L.
			BOT	3-16d	2-16d	2-16d	


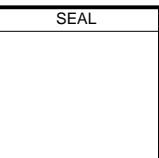

SCHEDULE OF RC GIRDERS AND BEAMS							
MARK	SECTION		LOC.	MAIN REINFORCING BARS			STIRRUPS
	b, mm	h, mm		LEFT	MID	RIGHT	
3B-4/2	200	300	TOP	3-16d	2-16d	2-16d	10d (2legs),1@50, rest@100 mm o.c. to C.L.
			BOT	2-16d	2-16d	2-16d	
3B-4/3	200	300	TOP	3-16d	2-16d	2-16d	10d (2legs),1@50, rest@100 mm o.c. to C.L.
			BOT	2-16d	2-16d	2-16d	
3B-4/4	200	300	TOP	3-16d	2-16d	3-16d	10d (2legs),1@50, rest@100 mm o.c. to C.L.
			BOT	2-16d	2-16d	2-16d	
3B-4/5	200	300	TOP	3-16d	2-16d	3-16d	10d (2legs),1@50, rest@100 mm o.c. to C.L.
			BOT	2-16d	2-16d	2-16d	
3B-4/6	200	300	TOP	3-16d	2-16d	3-16d	10d (2legs),1@50, rest@100 mm o.c. to C.L.
			BOT	2-16d	2-16d	2-16d	
3B-4/7	200	300	TOP	2-16d	2-16d	2-16d	10d (2legs),1@50, rest@100 mm o.c. to C.L.
			BOT	2-16d	2-16d	2-16d	
3B-4/8	200	300	TOP	2-16d	2-16d	2-16d	10d (2legs),1@50, rest@100 mm o.c. to C.L.
			BOT	2-16d	2-16d	2-16d	
3G-4/9	200	300	TOP	3-16d	2-16d	3-16d	10d (2legs),1@50, rest@100 mm o.c. to C.L.
			BOT	3-16d	2-16d	2-16d	
3G-5/1	200	300	TOP	3-16d	2-16d	4-16d	10d (2legs),1@50, rest@100 mm o.c. to C.L.
			BOT	3-16d	2-16d	2-16d	
3G-5/2	200	300	TOP	4-16d	2-16d	4-16d	10d (2legs),1@50, rest@100 mm o.c. to C.L.
			BOT	3-16d	2-16d	3-16d	
3G-5/3	200	300	TOP	4-16d	2-16d	4-16d	10d (2legs),1@50, rest@100 mm o.c. to C.L.
			BOT	3-16d	2-16d	3-16d	
3G-5/4	200	300	TOP	4-16d	2-16d	4-16d	10d (2legs),1@50, rest@100 mm o.c. to C.L.
			BOT	2-16d	2-16d	2-16d	
3G-5/5	200	300	TOP	4-16d	2-16d	4-16d	10d (2legs),1@50, rest@100 mm o.c. to C.L.
			BOT	2-16d	2-16d	2-16d	
3G-5/6	200	300	TOP	4-16d	2-16d	4-16d	10d (2legs),1@50, rest@100 mm o.c. to C.L.
			BOT	2-16d	2-16d	2-16d	
3G-5/7	200	300	TOP	4-16d	2-16d	4-16d	10d (2legs),1@50, rest@100 mm o.c. to C.L.
			BOT	2-16d	2-16d	2-16d	
3G-5/8	200	300	TOP	3-16d	2-16d	3-16d	10d (2legs),1@50, rest@100 mm o.c. to C.L.
			BOT	3-16d	2-16d	3-16d	
3G-5/9	200	300	TOP	3-16d	2-16d	3-16d	10d (2legs),1@50, rest@100 mm o.c. to C.L.
			BOT	3-16d	2-16d	2-16d	
3G-A/3	200	300	TOP	2-16d	2-16d	2-16d	10d (2legs),1@50, rest@100 mm o.c. to C.L.
			BOT	2-16d	2-16d	2-16d	

FROM THE OFFICE OF :		SEAL	PROJECT :	OWNER	RECOMMENDING APPROVAL:	APPROVED BY:	SHEET CONTENTS :	SHEET NO.
 <b>HERBERT M. DIAPOLET</b> Civil/Structural Engineer herbertdiapolet@gmail.com (32) 402 9476 2-T Archbishop Reyes Avenue, Cebu City 6000	Reg.No.: 0126462	 <b>SLSU-TOMAS OPPUS</b>	<b>PROPOSED CONSTRUCTION OF HUMAN KINETICS BUILDING</b> LOCATION : SAN ISIDRO, TOMAS OPPUS, SOUTHERN LEYTE	 <b>SLSU-TOMAS OPPUS</b>	<b>Mrs. ELISA MARIA A. PASION</b> Supervising Administrative Officer, Designate <b>Engr. RALPH ANGELO T. LLOREN</b> Engineer I	<b>Dr. FREDERICK C. ANIGA</b> Campus Administrator	DRAFTED BY: HMD	<b>S12</b>
	Valid until: 10-04-19						SCHEDULE OF BEAMS AND GIRDERS	
	PTR No.: 118352						CHECKED BY: HMD	
	Date Issued: 10-14-16						PLOT DATE: 1/7/17	
	Issued at: Cebu City							
TIN: 426 651 349								

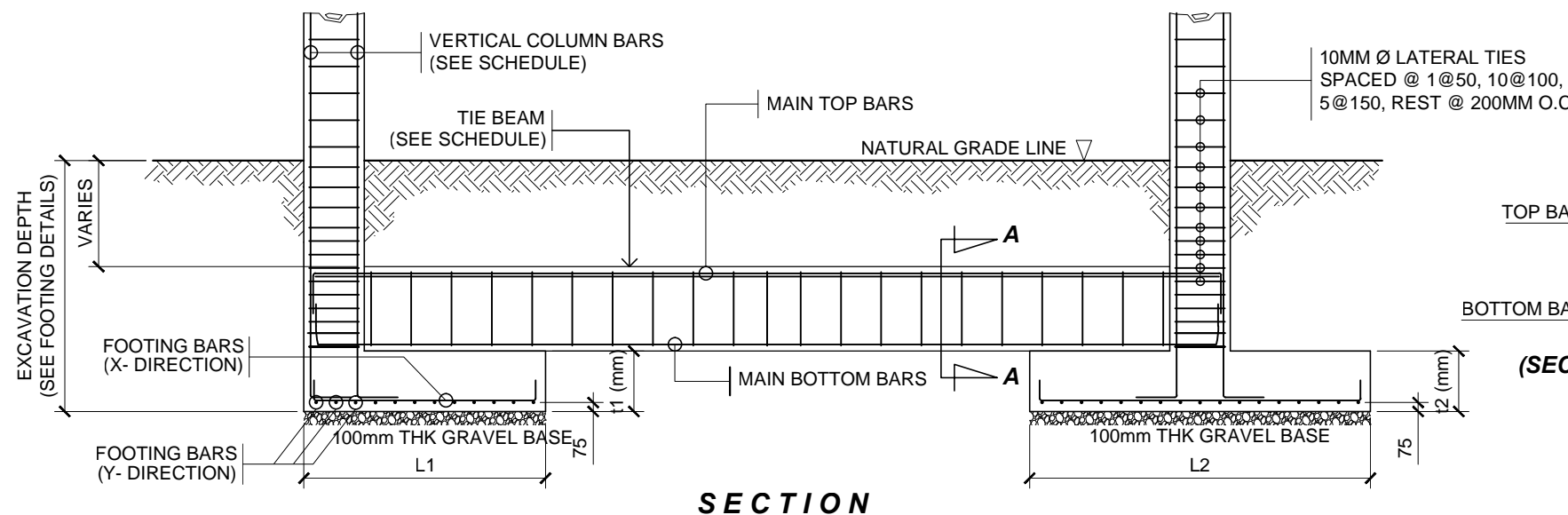
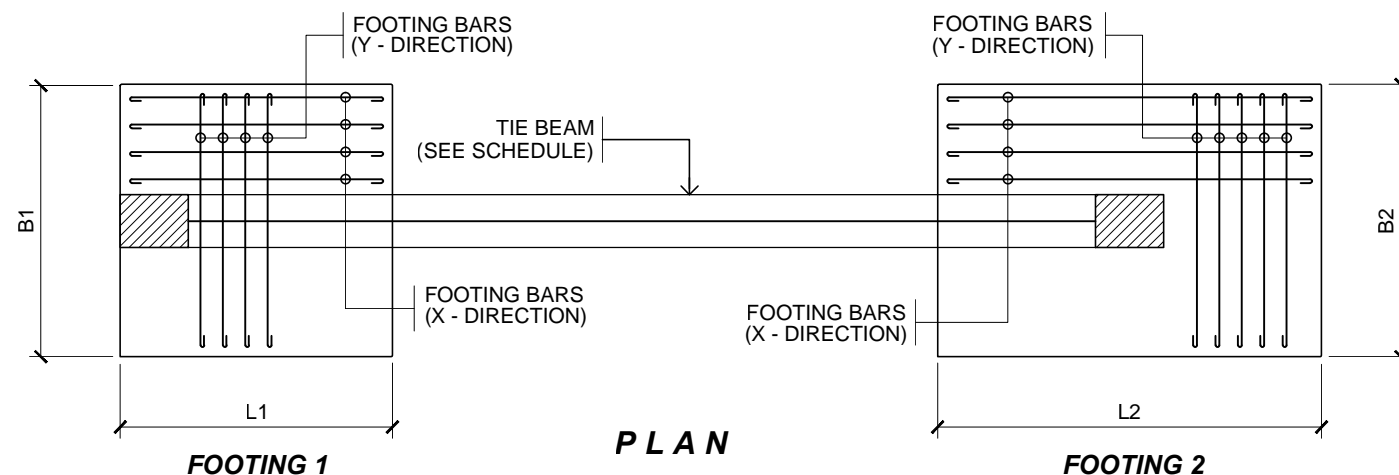
SCHEDULE OF RC GIRDERS AND BEAMS							
MARK	SECTION		LOC.	MAIN REINFORCING BARS			STIRRUPS
	b, mm	h, mm		LEFT	MID	RIGHT	
3G-A/2	200	300	TOP	2-20d	2-20d	2-20d	10d (2legs),1@50, rest@100 mm o.c. to C.L.
			BOT	2-20d	2-20d	2-20d	
3G-A/1	200	300	TOP	2-16d	2-16d	2-16d	10d (2legs),1@50, rest@100 mm o.c. to C.L.
			BOT	2-16d	2-16d	2-16d	
3G-B/3	200	300	TOP	2-16d	2-16d	2-16d	10d (2legs),1@50, rest@100 mm o.c. to C.L.
			BOT	2-16d	2-16d	2-16d	
3G-B/2	200	300	TOP	2-20d	2-20d	2-20d	10d (2legs),1@50, rest@100 mm o.c. to C.L.
			BOT	2-20d	2-20d	2-20d	
3G-B/1	200	300	TOP	2-16d	2-16d	2-16d	10d (2legs),1@50, rest@100 mm o.c. to C.L.
			BOT	2-16d	2-16d	2-16d	
3G-B/0	200	300	TOP	2-16d	2-16d	2-16d	10d (2legs),1@50, rest@100 mm o.c. to C.L.
			BOT	2-16d	2-16d	2-16d	
3G-C/2	200	350	TOP	3-16d	2-16d	3-16d	10d (2legs),1@50, rest@100 mm o.c. to C.L.
			BOT	2-16d	2-16d	2-16d	
3G-C/1	200	300	TOP	2-16d	2-16d	2-16d	10d (2legs),1@50, rest@100 mm o.c. to C.L.
			BOT	2-16d	2-16d	2-16d	
3G-C/0	200	300	TOP	2-16d	2-16d	2-16d	10d (2legs),1@50, rest@100 mm o.c. to C.L.
			BOT	2-16d	2-16d	2-16d	
3G-D2	200	350	TOP	3-16d	2-16d	3-16d	10d (2legs),1@50, rest@100 mm o.c. to C.L.
			BOT	2-16d	2-16d	2-16d	
3G-D/1	200	300	TOP	2-16d	2-16d	2-16d	10d (2legs),1@50, rest@100 mm o.c. to C.L.
			BOT	2-16d	2-16d	2-16d	
3G-D/0	200	300	TOP	2-16d	2-16d	2-16d	10d (2legs),1@50, rest@100 mm o.c. to C.L.
			BOT	2-16d	2-16d	2-16d	
3G-E/2	200	350	TOP	3-16d	2-16d	3-16d	10d (2legs),1@50, rest@100 mm o.c. to C.L.
			BOT	2-16d	2-16d	2-16d	
3G-E/1	200	300	TOP	2-16d	2-16d	2-16d	10d (2legs),1@50, rest@100 mm o.c. to C.L.
			BOT	2-16d	2-16d	2-16d	
3G-E/0	300	400	TOP	3-20d	2-20d	3-20d	10d (2legs),1@50, rest@100 mm o.c. to C.L.
			BOT	2-20d	2-20d	2-20d	
3G-F/0	200	300	TOP	2-20d	2-20d	2-20d	10d (2legs),1@50, rest@100 mm o.c. to C.L.
			BOT	2-20d	2-20d	2-20d	
3G-F/1	200	300	TOP	2-16d	2-16d	2-16d	10d (2legs),1@50, rest@100 mm o.c. to C.L.
			BOT	2-16d	2-16d	2-16d	
3G-F/2	200	350	TOP	3-16d	2-16d	3-16d	10d (2legs),1@50, rest@100 mm o.c. to C.L.
			BOT	2-16d	2-16d	2-16d	

SCHEDULE OF RC GIRDERS AND BEAMS							
MARK	SECTION		LOC.	MAIN REINFORCING BARS			STIRRUPS
	b, mm	h, mm		LEFT	MID	RIGHT	
3G-F/3	300	450	TOP	3-20d	2-20d	3-20d	10d (2legs),1@50, 17@75, rest@150 mm o.c. to C.L.
			BOT	2-20d	3-20d	2-20d	
3G-F/4	300	450	TOP	5-20d	2-20d	5-20d	10d (2legs),1@50, 17@75, rest@150 mm o.c. to C.L.
			BOT	2-20d	4-20d	3-20d	
3G-G	300	450	TOP	5-25d	2-25d	5-25d	10d (2legs),1@50, 18@75, rest@150 mm o.c. to C.L.
			BOT	2-25d	5-25d	3-25d	
3G-G/1	200	300	TOP	2-16d	2-16d	2-16d	10d (2legs),1@50, rest@100 mm o.c. to C.L.
			BOT	2-16d	2-16d	2-16d	
3G-G/2	200	350	TOP	3-16d	2-16d	3-16d	10d (2legs),1@50, rest@100 mm o.c. to C.L.
			BOT	2-16d	2-16d	2-16d	
3G-H	300	450	TOP	3-25d	2-25d	3-25d	10d (2legs),1@50, 18@75, rest@150 mm o.c. to C.L.
			BOT	2-25d	4-25d	2-25d	
3G-H/1	200	300	TOP	2-16d	2-16d	2-16d	10d (2legs),1@50, rest@100 mm o.c. to C.L.
			BOT	2-16d	2-16d	2-16d	
3G-H/2	200	350	TOP	3-16d	2-16d	3-16d	10d (2legs),1@50, rest@100 mm o.c. to C.L.
			BOT	2-16d	2-16d	2-16d	
3G-I	300	450	TOP	3-20d	2-20d	3-20d	10d (2legs),1@50, 18@75, rest@150 mm o.c. to C.L.
			BOT	2-20d	5-20d	2-20d	
3G-I/1	200	300	TOP	2-16d	2-16d	2-16d	10d (2legs),1@50, rest@100 mm o.c. to C.L.
			BOT	2-16d	2-16d	2-16d	
3G-I/2	200	300	TOP	2-20d	2-20d	2-20d	10d (2legs),1@50, rest@100 mm o.c. to C.L.
			BOT	2-20d	2-20d	2-20d	
3G-I/3	200	300	TOP	2-16d	2-16d	2-16d	10d (2legs),1@50, rest@100 mm o.c. to C.L.
			BOT	2-16d	2-16d	2-16d	
3G-J	300	400	TOP	3-20d	2-20d	3-20d	10d (2legs),1@50, 12@75, rest@150 mm o.c. to C.L.
			BOT	2-20d	2-20d	2-20d	
3G-J/0	200	300	TOP	2-20d	2-20d	2-20d	10d (2legs),1@50, rest@100 mm o.c. to C.L.
			BOT	2-20d	2-20d	2-20d	
3G-J/1	200	300	TOP	2-16d	2-16d	2-16d	10d (2legs),1@50, rest@100 mm o.c. to C.L.
			BOT	2-16d	2-16d	2-16d	
3G-J/2	200	300	TOP	2-20d	2-20d	2-20d	10d (2legs),1@50, rest@100 mm o.c. to C.L.
			BOT	2-20d	2-20d	2-20d	
3G-J/3	200	300	TOP	2-16d	2-16d	2-16d	10d (2legs),1@50, rest@100 mm o.c. to C.L.
			BOT	2-16d	2-16d	2-16d	
RG-1/5	200	300	TOP	2-16d	2-16d	2-16d	10d (2legs),1@50, rest@100 mm o.c. to C.L.
			BOT	2-16d	2-16d	2-16d	

SCHEDULE OF RC GIRDERS AND BEAMS							
MARK	SECTION		LOC.	MAIN REINFORCING BARS			STIRRUPS
	b, mm	h, mm		LEFT	MID	RIGHT	
RG-1/6	200	300	TOP	2-16d	2-16d	2-16d	10d (2legs),1@50, rest@100 mm o.c. to C.L.
			BOT	2-16d	2-16d	2-16d	
RG-1/7	200	300	TOP	2-16d	2-16d	2-16d	10d (2legs),1@50, rest@100 mm o.c. to C.L.
			BOT	2-16d	2-16d	2-16d	
RG-1/8	200	300	TOP	2-16d	2-16d	2-16d	10d (2legs),1@50, rest@100 mm o.c. to C.L.
			BOT	2-16d	2-16d	2-16d	
RG-2/5	200	300	TOP	2-16d	2-16d	2-16d	10d (2legs),1@50, rest@100 mm o.c. to C.L.
			BOT	2-16d	2-16d	2-16d	
RG-2/6	200	300	TOP	2-16d	2-16d	2-16d	10d (2legs),1@50, rest@100 mm o.c. to C.L.
			BOT	2-16d	2-16d	2-16d	
RG-2/7	200	300	TOP	2-16d	2-16d	2-16d	10d (2legs),1@50, rest@100 mm o.c. to C.L.
			BOT	2-16d	2-16d	2-16d	
RG-2/8	200	300	TOP	2-16d	2-16d	2-16d	10d (2legs),1@50, rest@100 mm o.c. to C.L.
			BOT	2-16d	2-16d	2-16d	
RG-2/9	200	300	TOP	2-16d	2-16d	2-16d	10d (2legs),1@50, rest@100 mm o.c. to C.L.
			BOT	2-16d	2-16d	2-16d	
RG-E	200	300	TOP	2-16d	2-16d	2-16d	10d (2legs),1@50, rest@100 mm o.c. to C.L.
			BOT	2-16d	2-16d	2-16d	
RG-F/0	200	300	TOP	2-16d	2-16d	2-16d	10d (2legs),1@50, rest@100 mm o.c. to C.L.
			BOT	2-16d	2-16d	2-16d	
RG-G	200	300	TOP	2-16d	2-16d	2-16d	10d (2legs),1@50, rest@100 mm o.c. to C.L.
			BOT	2-16d	2-16d	2-16d	
RG-H	200	300	TOP	2-16d	2-16d	2-16d	10d (2legs),1@50, rest@100 mm o.c. to C.L.
			BOT	2-16d	2-16d	2-16d	
RG-I	200	300	TOP	2-16d	2-16d	2-16d	10d (2legs),1@50, rest@100 mm o.c. to C.L.
			BOT	2-16d	2-16d	2-16d	
RG-J	200	300	TOP	2-16d	2-16d	2-16d	10d (2legs),1@50, rest@100 mm o.c. to C.L.
			BOT	2-16d	2-16d	2-16d	
RG-J/0	200	300	TOP	2-16d	2-16d	2-16d	10d (2legs),1@50, rest@100 mm o.c. to C.L.
			BOT	2-16d	2-16d	2-16d	
RG-F/3	200	300	TOP	2-16d	2-16d	2-16d	10d (2legs),1@50, rest@100 mm o.c. to C.L.
			BOT	2-16d	2-16d	2-16d	
RG-F/4	200	300	TOP	2-16d	2-16d	2-16d	10d (2legs),1@50, rest@100 mm o.c. to C.L.
			BOT	2-16d	2-16d	2-16d	
RG-1/5	200	300	TOP	2-16d	2-16d	2-16d	10d (2legs),1@50, rest@100 mm o.c. to C.L.
			BOT	2-16d	2-16d	2-16d	

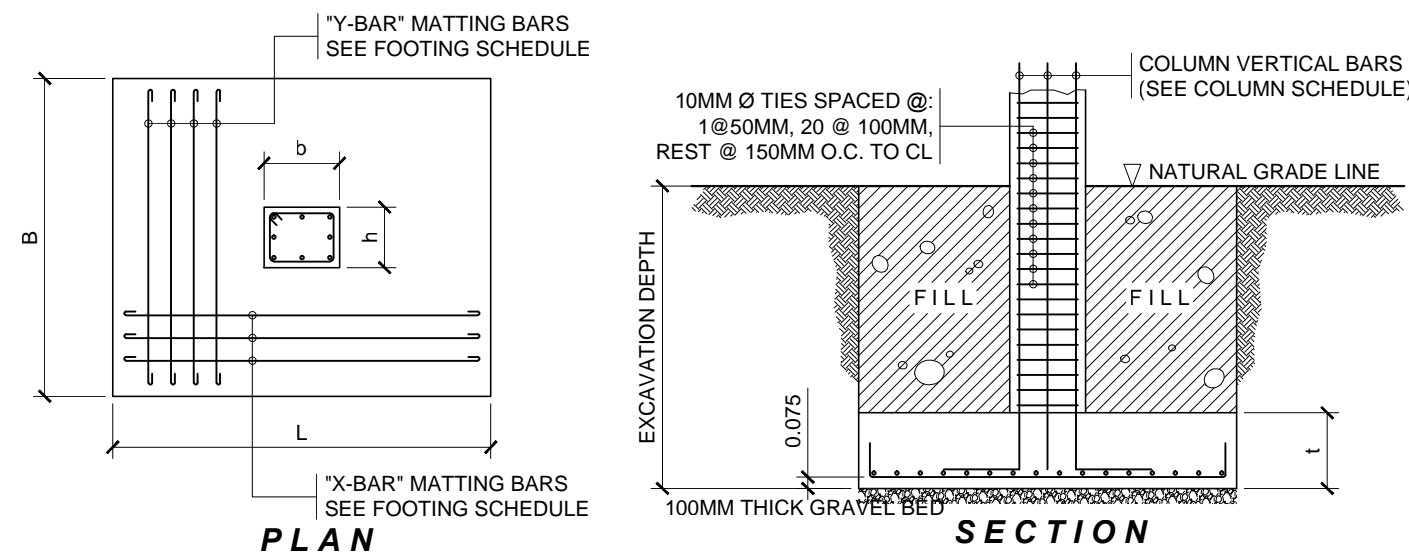
FROM THE OFFICE OF :		SEAL	PROJECT :	OWNER	RECOMMENDING APPROVAL:	APPROVED BY:	SHEET CONTENTS :	SHEET NO.
 <b>HERBERT M. DIAPOLET</b> Civil/Structural Engineer herbertdiapolet@gmail.com (32) 402 9476 2-T Archbishop Reyes Avenue, Cebu City 6000	Reg.No.: 0126462		<b>PROPOSED CONSTRUCTION OF HUMAN KINETICS BUILDING</b> LOCATION : SAN ISIDRO, TOMAS OPPUS, SOUTHERN LEYTE	 SLSU-TOMAS OPPUS	<b>Mrs. ELISA MARIA A. PASION</b> Supervising Administrative Officer, Designate <b>Engr. RALPH ANGELO T. LLOREN</b> Engineer I	<b>Dr. FREDERICK C. ANIGA</b> Campus Administrator	DRAFTED BY: HMD	S13
	Valid until: 10-04-19						SCHEDULE OF BEAMS AND GIRDERS	
	PTR No.: 118352						CHECKED BY: HMD	
	Date Issued: 10-14-16						PLOT DATE: 1/7/17	
	Issued at: Cebu City							
TIN: 426 651 349								







1  
S14  
TYPICAL TIE BEAM TO FOOTING CONNECTION DETAILS  
Scale: 1:100

SCHEDULE OF REINFORCED CONCRETE ISOLATED FOOTINGS					
MARK	FOOTING DIMENSION B x L x T (m)	DEPTH	MAIN REINFORCING BARS		REMARKS
			X-BARS	Y-BARS	
FC1	2.00 x 2.00 x 0.30	1.50	7 pcs - 16d	7 pcs - 16d	With Tie Beam/Bars no end hook
FC2	2.00 x 2.00 x 0.30	1.50	7 pcs - 16d	7 pcs - 16d	With Tie Beam/Bars no end hook
FC3	2.00 x 2.50 x 0.30	1.50	8 pcs - 16d	11 pcs - 16d	With Tie Beam/Bars no end hook
FC4	2.50 x 2.50 x 0.35	1.50	9 pcs - 16d	9 pcs - 16d	With Tie Beam/Bars no end hook
FC5	2.25 x 2.50 x 0.30	1.50	11 pcs - 16d	10 pcs - 16d	With Tie Beam/Bars no end hook
FC6	2.00 x 2.50 x 0.30	1.50	10 pcs - 16d	10 pcs - 16d	With Tie Beam/Bars no end hook
FC12	2.00 x 2.00 x 0.25	1.00	7 pcs - 16d	7 pcs - 16d	With Tie Beam/Bars no end hook
FC13	1.50 x 1.50 x 0.20	1.00	5 pcs - 16d	5 pcs - 16d	/Bars no end hook
FC14	2.75 x 2.50 x 0.35	1.00	12 pcs - 16d	12 pcs - 16d	With Tie Beam/Bars no end hook
FC15	1.00 x 1.00 x 0.20	1.00	5 pcs - 16d	5 pcs - 16d	With Tie Beam/Bars no end hook
FC16	3.00 x 2.80 x 0.40	1.00	13 pcs - 16d	12 pcs - 16d	With Tie Beam/Bars no end hook

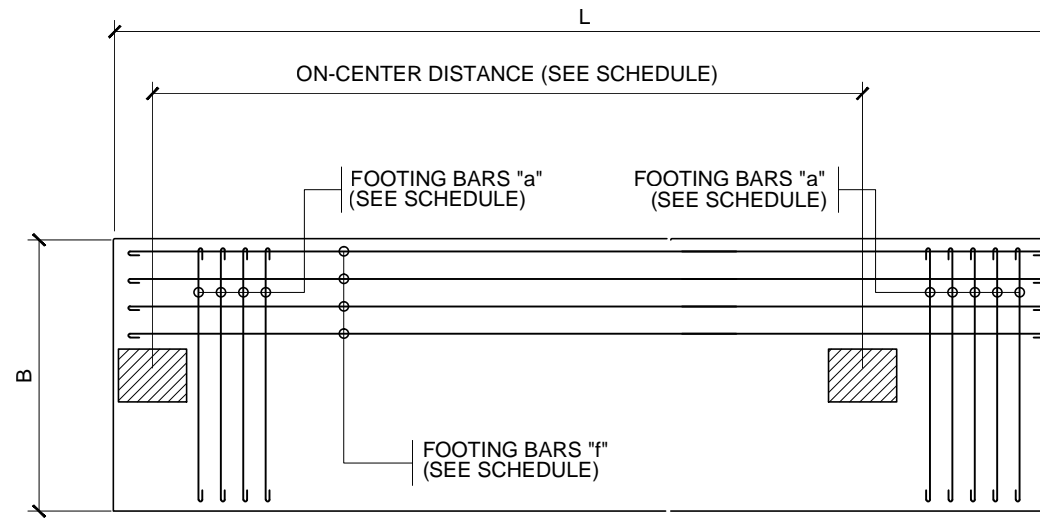


3  
S14  
TYPICAL ISOLATED FOOTING DETAILS  
Scale: 1:100

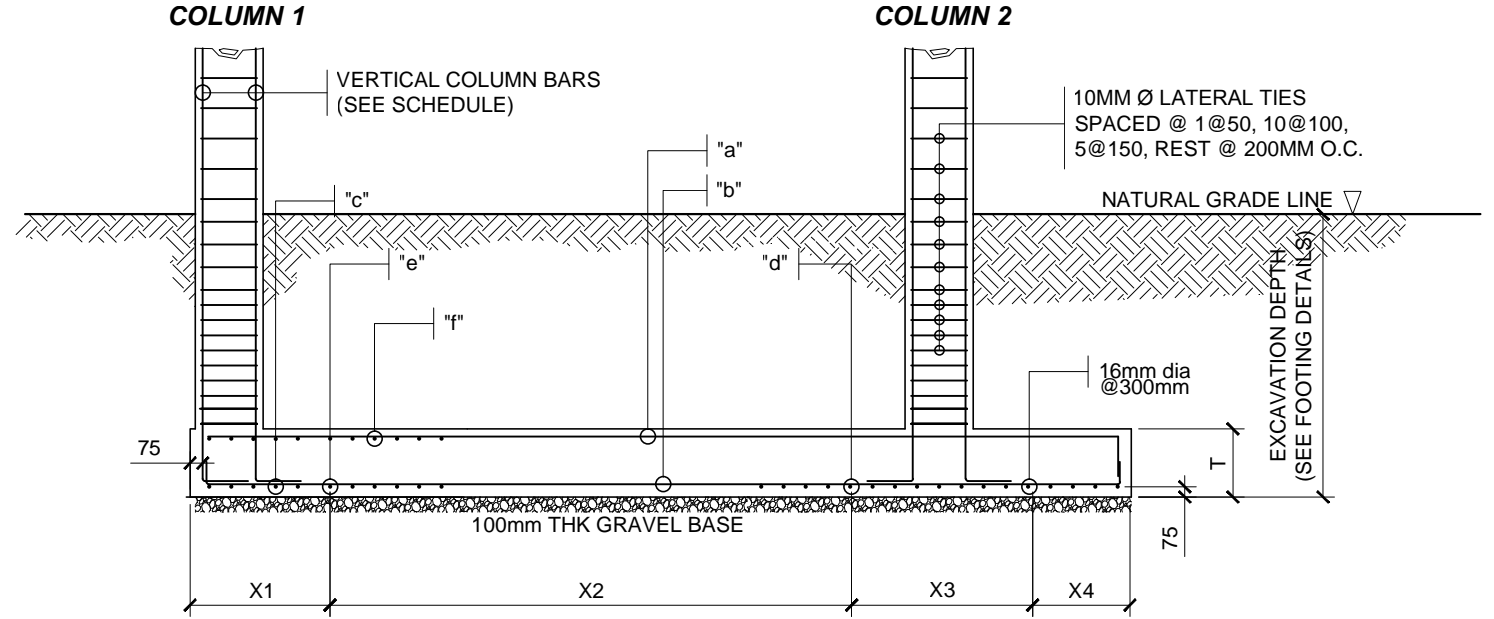
FROM THE OFFICE OF :	SEAL	PROJECT :	OWNER	RECOMMENDING APPROVAL:	APPROVED BY:	SHEET CONTENTS :	SHEET NO.	
 <b>HERBERT M. DIAPOLET</b> Civil/Structural Engineer herbertdiapolet@gmail.com (32) 402 9476 2-T Archbishop Reyes Avenue, Cebu City 6000	Reg.No.: 0126462 Valid until: 10-04-19 PTR No.: 118352 Date Issued: 10-14-16 Issued at: Cebu City TIN: 426 651 349	<b>PROPOSED CONSTRUCTION OF HUMAN KINETICS BUILDING</b> LOCATION : SAN ISIDRO, TOMAS OPPUS, SOUTHERN LEYTE	 SLSU-TOMAS OPPUS	Mrs. ELISA MARIA A. PASION Supervising Administrative Officer, Designate Engr. RALPH ANGELO T. LLOREN Engineer I	Dr. FREDERICK C. ANIGA Campus Administrator	DRAFTED BY: HMD CHECKED BY: HMD PLOT DATE: 1/7/17	1 - TYPICAL TIE BEAM TO FOOTING CONNECTION DETAILS 3 - TYPICAL ISOLATED FOOTING DETAILS 2 - SCHEDULE OF ISOLATED FOOTINGS	<b>S14</b>
						SHEET CONTENTS :		

**SCHEDULE OF REINFORCED CONCRETE FOOTING TIE BEAMS**

MARK	Section		LOC.	MAIN REINFORCING BARS			STIRRUPS
	b (mm)	h (mm)		LEFT	MID	RIGHT	
FTB-1	200	300	TOP	3-20d	2-20d	2-20d	10d (2legs), 1@50, 12@60, rest@120 mm o.c. to C.L.
			BOT	3-20d	2-20d	2-20d	
FTB-2	200	300	TOP	2-20d	2-20d	2-20d	10d (2legs), 1@50, 9@60, rest@120 mm o.c. to C.L.
			BOT	2-20d	2-20d	2-20d	
FTB-3	200	300	TOP	2-20d	2-20d	3-20d	10d (2legs), 1@50, 12@60, rest@120 mm o.c. to C.L.
			BOT	2-20d	2-20d	3-20d	
FTB-4	200	300	TOP	2-20d	2-20d	2-20d	10d (2legs), 1@50, 6@60, rest@120 mm o.c. to C.L.
			BOT	2-20d	2-20d	2-20d	
FTB-5	200	300	TOP	2-20d	2-20d	3-20d	10d (2legs), 1@50, 6@60, rest@120 mm o.c. to C.L.
			BOT	2-20d	2-20d	3-20d	
FTB-6	200	300	TOP	2-20d	2-20d	2-20d	10d (2legs), 1@50, 6@60, rest@120 mm o.c. to C.L.
			BOT	2-20d	2-20d	2-20d	
FTB-7	200	300	TOP	2-20d	2-20d	2-20d	10d (2legs), 1@50, 3@150, rest@200 mm o.c. to C.L.
			BOT	2-20d	2-20d	2-20d	
FTB-8	250	350	TOP	3-20d	2-20d	4-20d	10d (2legs), 1@50, 10@75, rest@150 mm o.c. to C.L.
			BOT	3-20d	2-20d	4-20d	
FTB-9	200	300	TOP	2-16d	2-16d	2-16d	10d (2legs), 1@50, 4@60, rest@120 mm o.c. to C.L.
			BOT	2-16d	2-16d	2-16d	
FTB-10	200	300	TOP	2-16d	2-16d	2-16d	10d (2legs), 1@50, 9@60, rest@120 mm o.c. to C.L.
			BOT	2-16d	2-16d	2-16d	
FTB-11	250	300	TOP	2-20d	2-20d	3-20d	10d (2legs), 1@50, 8@60, rest@120 mm o.c. to C.L.
			BOT	2-20d	2-20d	3-20d	
FTB-12	250	300	TOP	3-20d	3-20d	3-20d	10d (2legs), 1@50, rest@200 mm o.c. to C.L.
			BOT	3-20d	3-20d	3-20d	
FTB-13	200	300	TOP	3-20d	2-20d	2-20d	10d (2legs), 1@50, 11@150, rest@300 mm o.c. to C.L.
			BOT	3-20d	2-20d	2-20d	



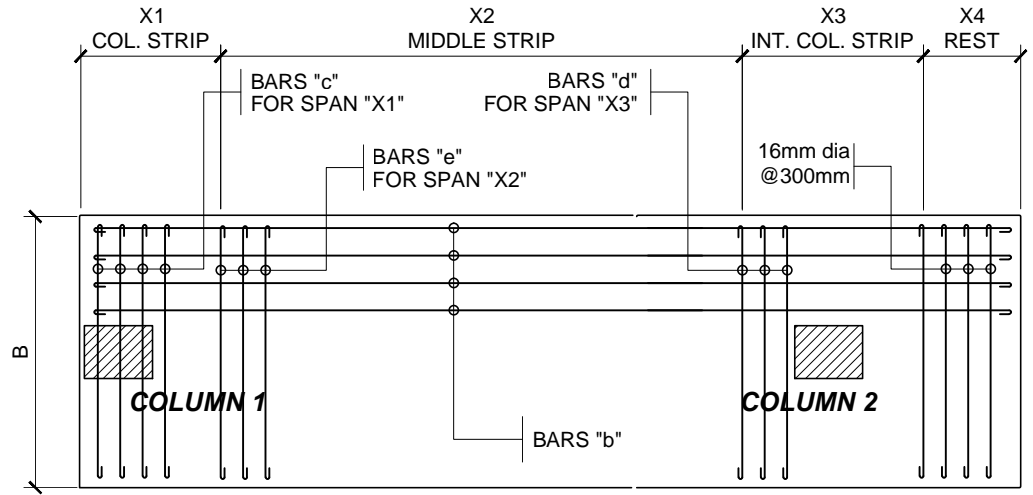
**TOP BAR LAYOUT**



**SECTION**

**SCHEDULE OF REINFORCED CONCRETE COMBINED FOOTINGS**



MARK	FOOTING DIMENSION			DEPTH	COL 1	COL 2	TOP REINFORCING BARS		BOTTOM REINFORCING BARS				EXT. COL SPAN	INT. COL SPAN	MID-SPAN	REST
	B	L	T				"a"	"f"	"b"	"c"	"d"	"e"				
CMB-FTG-1	2.00	3.00	0.35	1.50	C11	C2	8 pcs - 16d	9 pcs - 16d	7 pcs - 16d	4 pcs - 24d	4 pcs - 24d	7 pcs - 16d	0.45	0.60	1.85	0.02
CMB-FTG-2	2.00	3.00	0.35	1.50	C8	C6	8 pcs - 20d	9 pcs - 16d	7 pcs - 16d	4 pcs - 24d	5 pcs - 20d	7 pcs - 16d	0.45	0.60	1.85	0.02
CMB-FTG-3	2.50	3.00	0.40	1.50	C8	C7	7 pcs - 20d	10 pcs - 16d	10 pcs - 16d	3 pcs - 24d	6 pcs - 24d	7 pcs - 16d	0.50	0.75	1.65	0.02
CMB-FTG-4	2.50	3.00	0.40	1.50	C9	C7	9 pcs - 20d	10 pcs - 16d	10 pcs - 16d	4 pcs - 24d	6 pcs - 24d	7 pcs - 16d	0.50	0.75	1.65	0.02
CMB-FTG-5	2.50	4.00	0.45	1.50	C10	C7	15 pcs - 20d	12 pcs - 16d	10 pcs - 20d	4 pcs - 32d	7 pcs - 20d	12 pcs - 16d	0.60	0.80	2.50	0.02
CMB-FTG-6	2.25	3.75	0.45	1.50	C10	C6	14 pcs - 20d	9 pcs - 20d	7 pcs - 20d	6 pcs - 24d	5 pcs - 20d	7 pcs - 20d	0.60	0.80	2.25	0.02
CMB-FTG-7	2.00	3.50	0.45	1.50	C9	C2	8 pcs - 20d	11 pcs - 16d	9 pcs - 16d	5 pcs - 24d	3 pcs - 24d	9 pcs - 16d	0.50	0.80	2.10	0.03



**BOTTOM BAR LAYOUT**

**3 TYPICAL COMBINED FOOTING DETAILS**  
S15 Scale: 1:100

REPUBLIC OF THE PHILIPPINES  
DEPARTMENT OF PUBLIC WORKS & HIGHWAYS  
**OFFICE OF THE BUILDING OFFICIAL**  
TOMAS OPPUS, SOUTHERN LEYTE  
RECOMMENDING APPROVAL :  
HEAD, STRUCTURAL SECTION DATE :  
APPROVED :  
BUILDING OFFICIAL : DATE :

FROM THE OFFICE OF :	SEAL	PROJECT :	OWNER	RECOMMENDING APPROVAL:	APPROVED BY:	SHEET CONTENTS :	SHEET NO.	
 <b>HERBERT M. DIAPOLET</b> Civil/Structural Engineer herbertdiapolet@gmail.com (32) 402 9476 2-T Archbishop Reyes Avenue, Cebu City 6000	Reg.No.: 0126462 Valid until: 10-04-19 PTR No.: 118352 Date Issued: 10-14-16 Issued at: Cebu City TIN: 426 651 349	<b>PROPOSED CONSTRUCTION OF HUMAN KINETICS BUILDING</b> LOCATION : SAN ISIDRO, TOMAS OPPUS, SOUTHERN LEYTE	 SLSU-TOMAS OPPUS	Mrs. ELISA MARIA A. PASION Supervising Administrative Officer, Designate Engr. RALPH ANGELO T. LLOREN Engineer I	Dr. FREDERICK C. ANIGA Campus Administrator	DRAFTED BY: HMD CHECKED BY: HMD PLOT DATE: 1/7/17	1 - SCHEDULE OF FOOTING TIE BEAMS 2 - SCHEDULE OF COMBINED FOOTINGS 3 - TYPICAL COMBINED FOOTING DETAILS	<b>S15</b>
						SHEET NO.		

## SCHEDULE OF REINFORCED CONCRETE SLABS

MARK	T mm	SHORT DIRECTION STEEL, mm			LONG DIRECTION STEEL, mm			TYPE
		"a"	"b"	"c"	"a"	"b"	"c"	
S1	120.00	12d@ 200	12d@300	12d@ 300	12d@ 300	12d@ 300	12d@ 300	Two-way
S2	120.00	12d@ 250	12d@300	12d@ 300	12d@ 300	12d@ 300	---	Two-way
S3	120.00	12d@ 300	12d@300	12d@ 300	12d@ 300	12d@ 300	---	Two-way
S4	120.00	12d@ 300	12d@300	12d@ 300	12d@ 300	12d@ 300	12d@ 300	Two-way
S5	120.00	12d@ 300	12d@300	12d@ 300	12d@ 300	12d@ 300	---	Two-way
S6	120.00	12d@ 200	12d@300	---	12d@ 300	12d@ 300	---	Two-way
S7	120.00	12d@ 300	12d@300	---	12d@ 300	12d@ 300	---	Two-way
S8	120.00	12d@ 300	12d@300	12d@ 300	12d@ 300	12d@ 300	---	Two-way
S9	120.00	12d@ 300	12d@300	---	12d@ 300	12d@ 300	12d@ 300	Two-way
S10	120.00	12d@ 300	12d@300	---	10d@ 300	10d@ 300	10d@ 300	One-way
S11	120.00	12d@ 300	12d@300	---	12d@ 300	12d@ 300	---	Two-way
S12	120.00	12d@ 300	12d@300	12d@ 300	12d@ 300	12d@ 300	12d@ 300	Two-way
S13	120.00	12d@ 300	12d@300	12d@ 300	12d@ 300	12d@ 300	---	Two-way
S14	120.00	12d@ 300	12d@300	12d@ 300	12d@ 300	12d@ 300	12d@ 300	Two-way
S15	120.00	12d@ 250	12d@300	12d@ 300	12d@ 300	12d@ 300	12d@ 300	Two-way
S16	120.00	12d@ 200	12d@300	---	12d@ 300	12d@ 300	12d@ 300	Two-way
S17	120.00	12d@ 200	12d@300	12d@ 300	12d@ 300	12d@ 300	12d@ 300	Two-way
S18	120.00	12d@ 200	12d@300	12d@ 300	12d@ 300	12d@ 300	12d@ 300	Two-way
S19	120.00	12d@ 200	12d@300	12d@ 300	12d@ 300	12d@ 300	12d@ 300	Two-way
CS1	120.00	12d@ 300	12d@300	12d@ 300	10d@ 300	10d@ 300	10d@ 300	One-way
S20	120.00	12d@ 300	12d@300	12d@ 300	10d@ 300	10d@ 300	10d@ 300	One-way

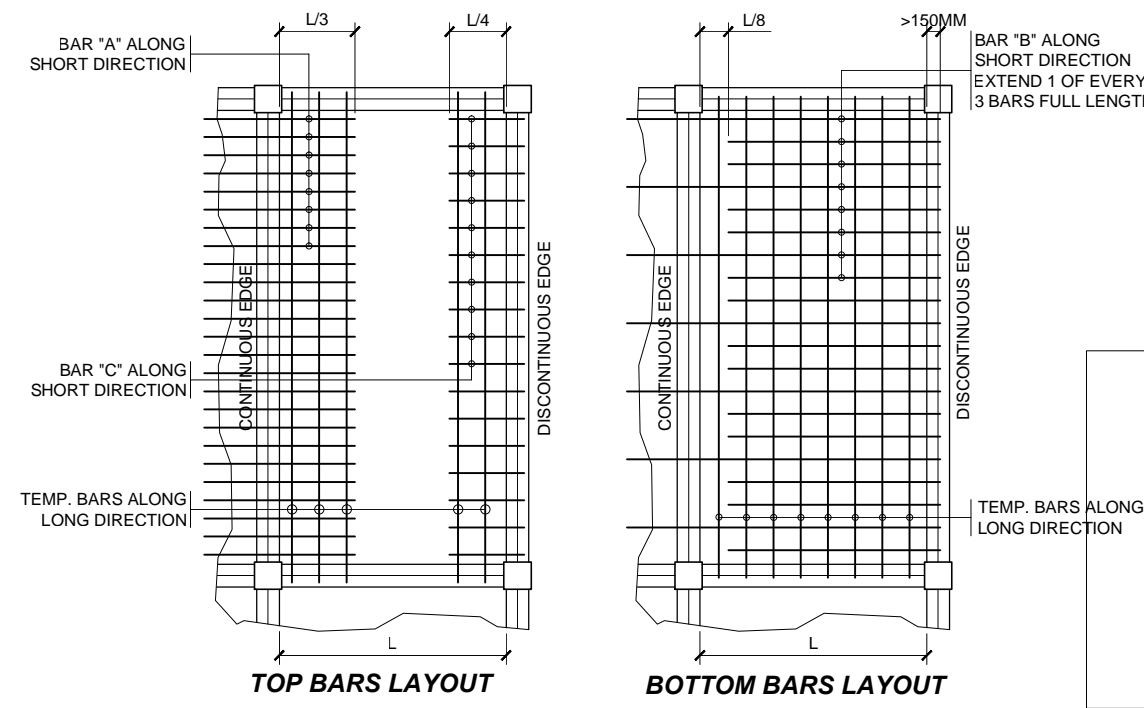
REPUBLIC OF THE PHILIPPINES  
DEPARTMENT OF PUBLIC WORKS & HIGHWAYS  
**OFFICE OF THE BUILDING OFFICIAL**

TOMAS OPPUS, SOUTHERN LEYTE

RECOMMENDING APPROVAL : \_\_\_\_\_

HEAD, STRUCTURAL SECTION DATE : \_\_\_\_\_  
APPROVED : \_\_\_\_\_

BUILDING OFFICIAL : \_\_\_\_\_ DATE : \_\_\_\_\_

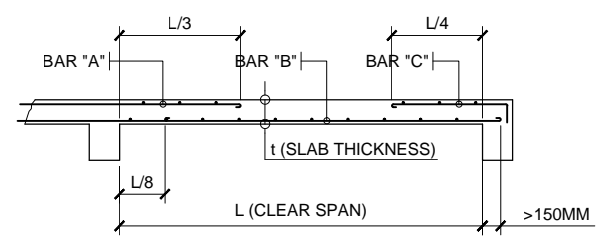


**2** TYPICAL ONE-WAY SLAB DETAILS  
S16 Scale: 1:125

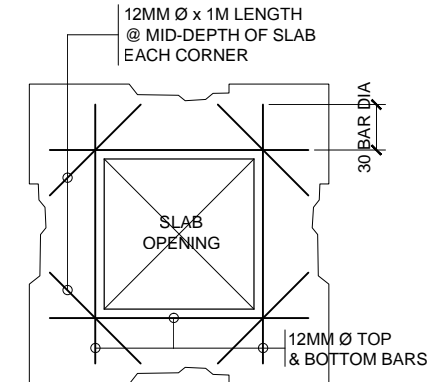
**3** TYPICAL SLAB CORNER DETAILS  
S16 Scale: 1:125

- NOTES:**
1. BARS ALONG THE SHORTER SPAN SHALL BE PLACED BELOW THOSE ALONG THE LONGER SPAN AT MIDSPAN AND OVER THE LONGER SPAN AT SECTIONS NEAR SUPPORT (COLUMN LINE).
  2. BAR SPACING ALONG COLUMN STRIP CAN BE APPROXIMATELY 1-1/2 TIMES OF THE MIDDLE STRIP BUT IN NO CASE GREATER THAN 3 TIMES THE SLAB THICKNESS.

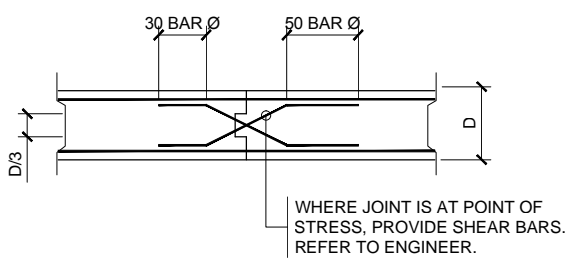
- NOTES:**
1. BAR "A" = TOP BARS @ CONTINUOUS EDGE
  2. BAR "B" = BOTTOM BARS @ MIDSPAN
  3. BAR "C" = TOP BARS @ DISCONTINUOUS EDGE
- PROVIDE 20MM CLEAR CONCRETE COVER



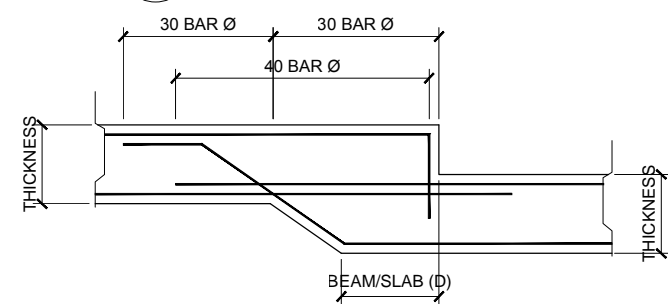
**4** TYPICAL SLAB SECTION DETAILS  
S16 Scale: 1:125



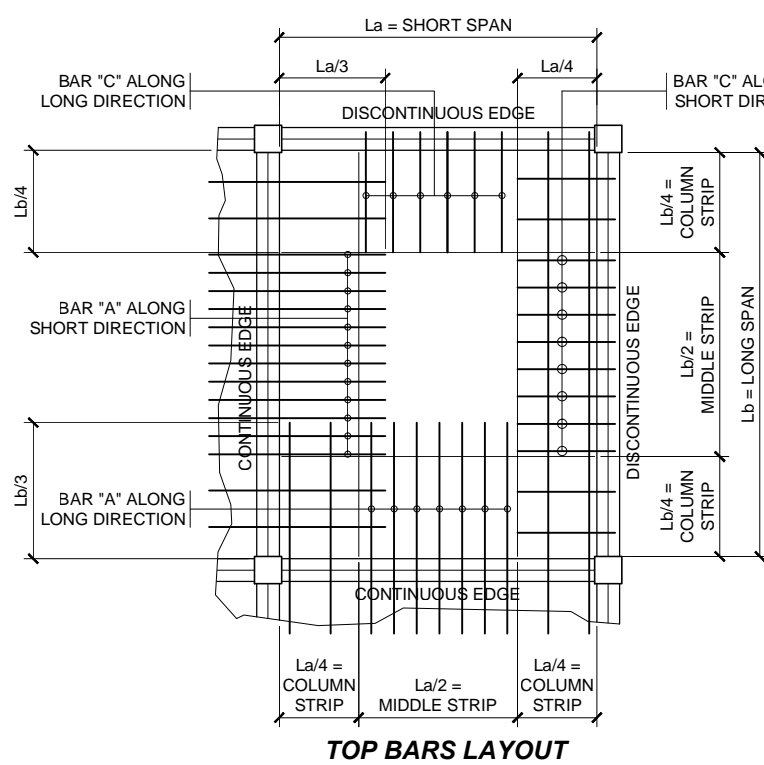
**5** TYPICAL SLAB OPENING DETAILS  
S16 Scale: 1:125



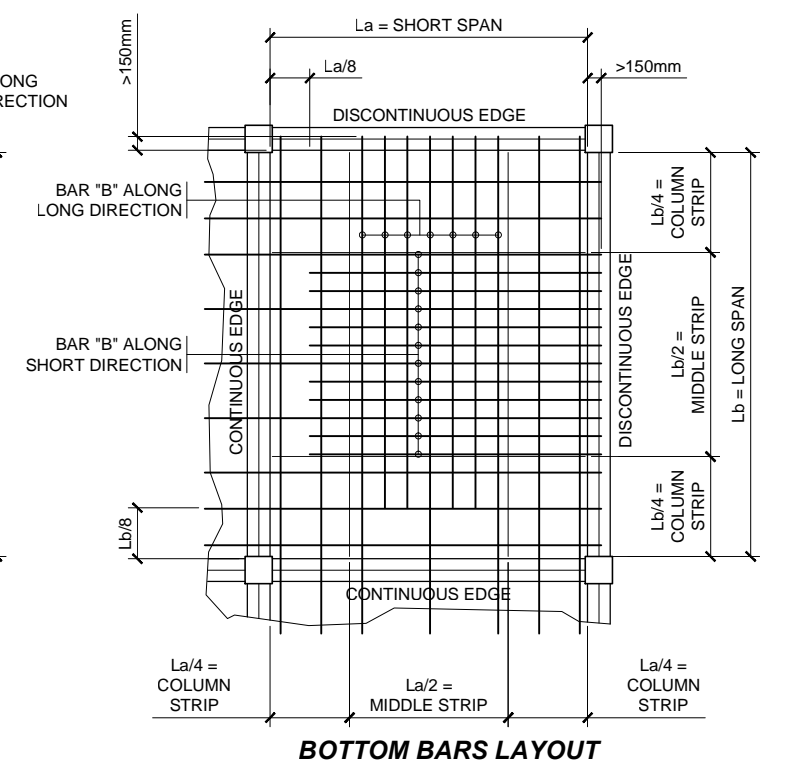
**6** TYPICAL BEAM OR SLAB CONSTRUCTION JOINT  
S16 Scale: 1:125



**7** SLAB OR BEAM CHANGE IN SOFFIT DETAILS  
S16 Scale: 1:125



**TOP BARS LAYOUT**



**BOTTOM BARS LAYOUT**

**8** TYPICAL TWO-WAY SLAB DETAILS  
S16 Scale: 1:125

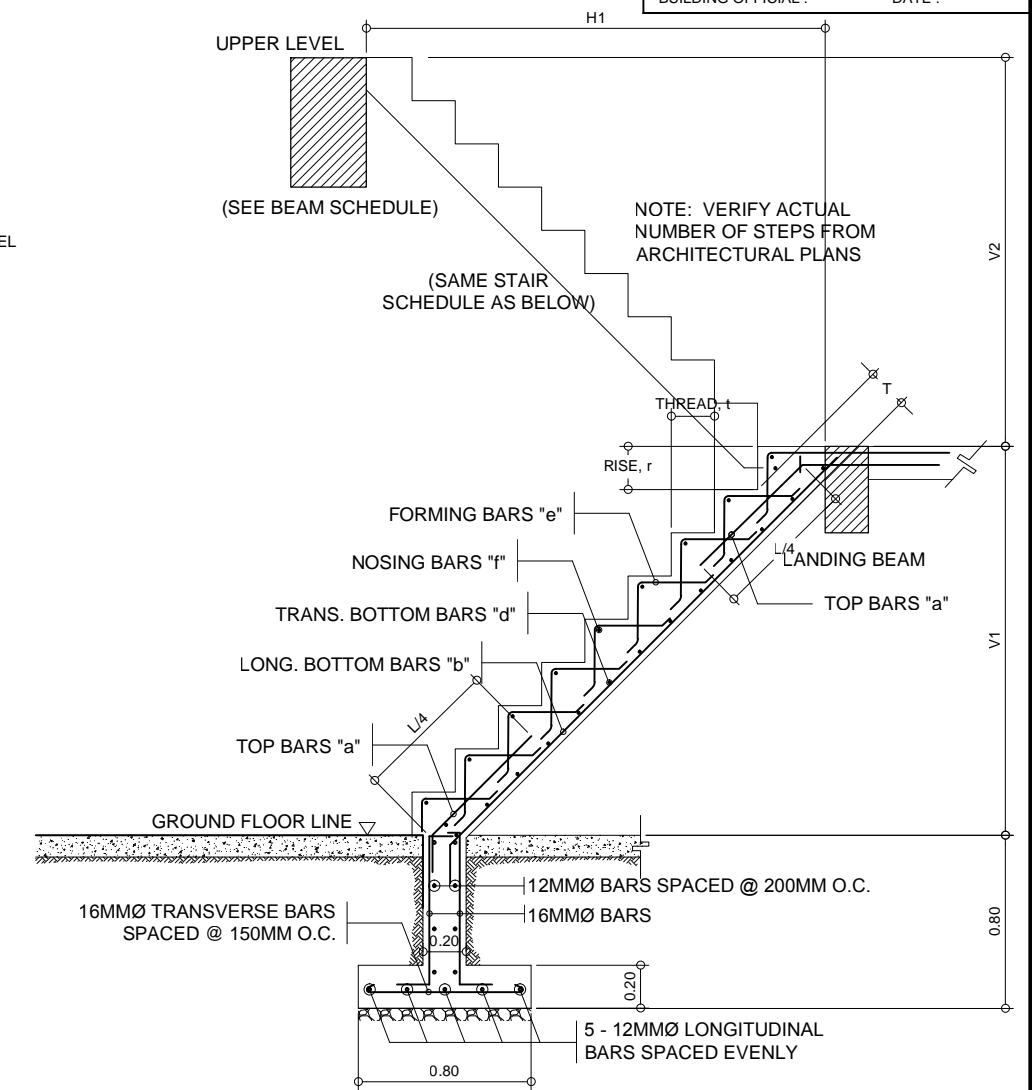
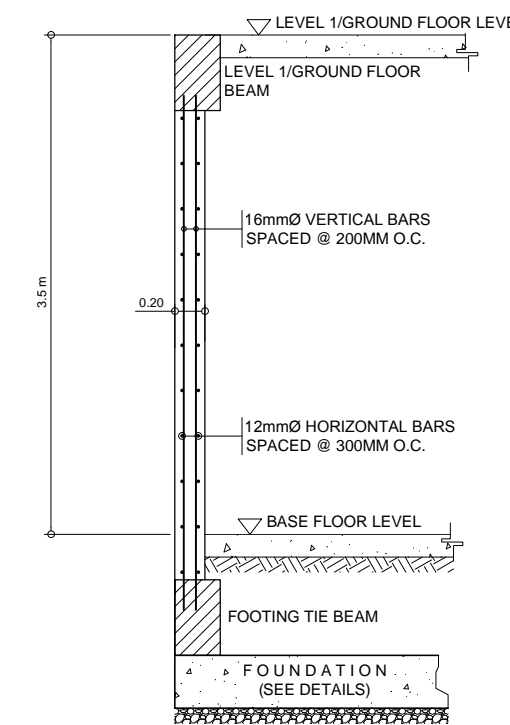
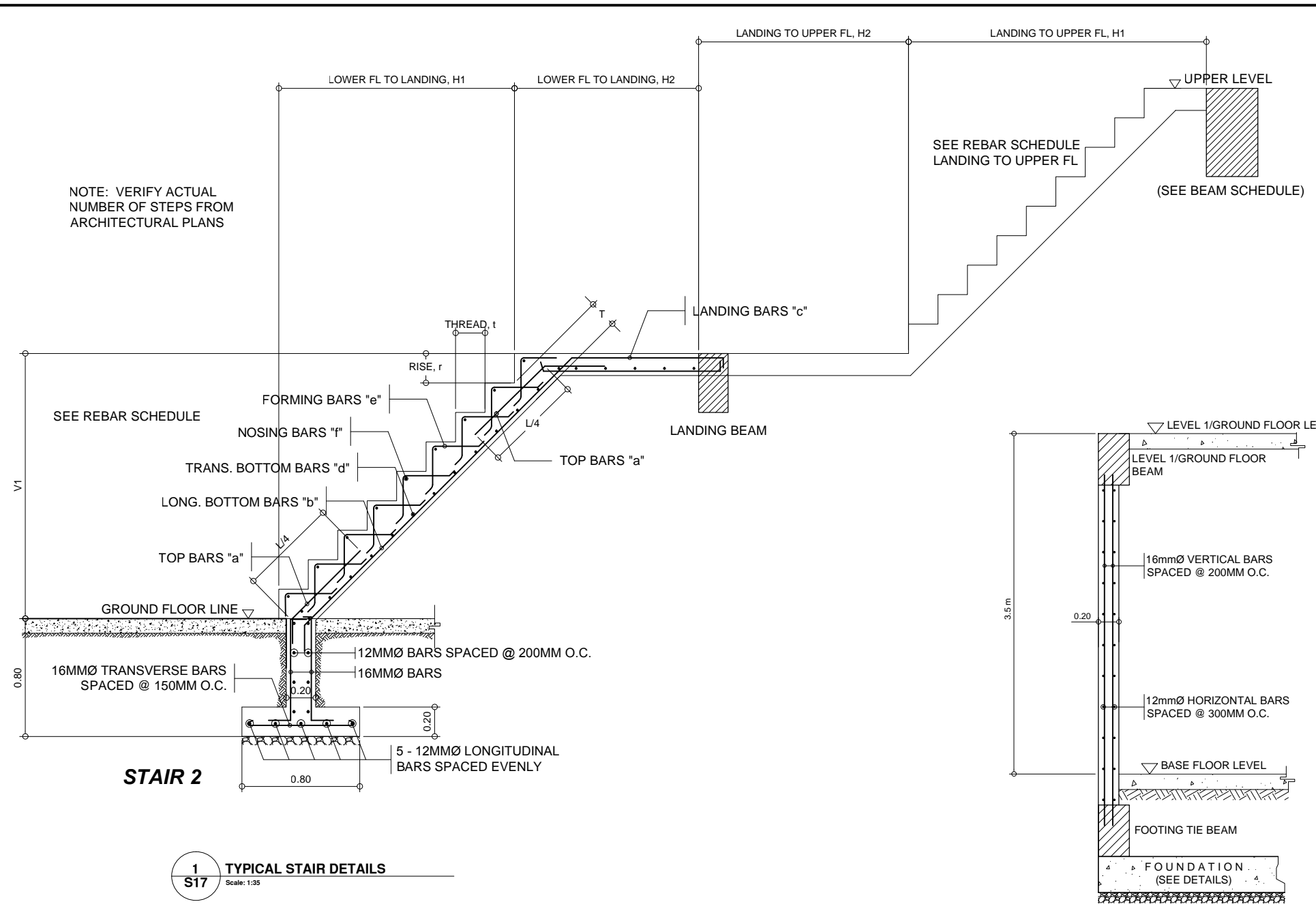
FROM THE OFFICE OF :	SEAL	PROJECT :	OWNER	RECOMMENDING APPROVAL:	APPROVED BY:	SHEET CONTENTS :	SHEET NO.
<b>HERBERT M. DIAPOLET</b> Civil/Structural Engineer herbertdiapolet@gmail.com (32) 402 9476 2-T Archbishop Reyes Avenue, Cebu City 6000	Reg.No.: 0126462	<b>PROPOSED CONSTRUCTION OF HUMAN KINETICS BUILDING</b> LOCATION : SAN ISIDRO, TOMAS OPPUS, SOUTHERN LEYTE	SLSU-TOMAS OPPUS	<b>Mrs. ELISA MARIA A. PASION</b> Supervising Administrative Officer, Designate  <b>Engr. RALPH ANGELO T. LLOREN</b> Engineer I	<b>Dr. FREDERICK C. ANIGA</b> Campus Administrator	DRAFTED BY: HMD	<b>S16</b>
	Valid until: 10-04-19					PROJECT :	
PTR No.: 118352	PROJECT :	RECOMMENDING APPROVAL:	APPROVED BY:	PLOT DATE: 1/7/17			
Date Issued: 10-14-16	PROJECT :	RECOMMENDING APPROVAL:	APPROVED BY:				
Issued at: Cebu City	PROJECT :	RECOMMENDING APPROVAL:	APPROVED BY:				
TIN: 426 651 349	PROJECT :	RECOMMENDING APPROVAL:	APPROVED BY:				

TOMAS OPPUS, SOUTHERN LEYTE

RECOMMENDING APPROVAL :

HEAD, STRUCTURAL SECTION DATE :  
APPROVED :

BUILDING OFFICIAL : DATE :



**SCHEDULE OF STAIRS**

	MARK	WIDTH	T (mm)	r (mm)	t (mm)	V1	H1	H2	"a"	"b"	"c"	"d"	"e"	"f"
STAIR-1	LOWER FL TO LANDING	1.50	125	200	300	1.75	2.70		12 mm @ 300 mm	12 mm @ 300 mm	12 mm @ 300 mm	10 mm @ 300 mm	10 mm @ 300 mm	10 mm
	LANDING TO UPPER FL	1.50	125	200	300	1.75	2.70		12 mm @ 300 mm	12 mm @ 300 mm	12 mm @ 300 mm	10 mm @ 300 mm	10 mm @ 300 mm	10 mm
STAIR-2	LOWER FL TO LANDING	1.50	120	200	300	2.00	3.00	0.20	12 mm @ 250 mm	12 mm @ 350 mm	12 mm @ 250 mm	10 mm @ 300 mm	10 mm @ 300 mm	10 mm
	LANDING TO UPPER FL	1.50	120	200	300	1.60	2.40	0.20	12 mm @ 350 mm	12 mm @ 350 mm	12 mm @ 350 mm	10 mm @ 300 mm	10 mm @ 300 mm	10 mm
STAIR-3	LOWER FL TO LANDING	1.50	125	200	300	1.75	2.70	0	12 mm @ 300 mm	12 mm @ 300 mm	12 mm @ 300 mm	10 mm @ 300 mm	10 mm @ 300 mm	10 mm
	LANDING TO UPPER FL	1.50	125	200	300	1.75	2.70	0	12 mm @ 300 mm	12 mm @ 300 mm	12 mm @ 300 mm	10 mm @ 300 mm	10 mm @ 300 mm	10 mm

FROM THE OFFICE OF :

**HERBERT M. DIAPOLET**  
Civil/Structural Engineer

herbertdiapolet@gmail.com (32) 402 9476  
2-T Archbishop Reyes Avenue, Cebu City 6000

Reg.No.: 0126462  
Valid until: 10-04-19  
PTR No.: 118352  
Date Issued: 10-14-16  
Issued at: Cebu City  
TIN: 426 651 349

SEAL

PROJECT :

**PROPOSED CONSTRUCTION OF  
HUMAN KINETICS BUILDING**

LOCATION : SAN ISIDRO, TOMAS OPPUS, SOUTHERN LEYTE

OWNER

SLSU-TOMAS OPPUS

RECOMMENDING APPROVAL:

**Mrs. ELISA MARIA A. PASION**  
Supervising Administrative Officer, Designate

**Engr. RALPH ANGELO T. LLOREN**  
Engineer I

APPROVED BY:

**Dr. FREDERICK C. ANIGA**  
Campus Administrator

DRAFTED BY: HMD  
CHECKED BY: HMD  
PLOT DATE: 1/7/17

SHEET CONTENTS :

1 - TYPICAL STAIR DETAILS  
2 - RETAINING WALL (RW-1) DETAILS  
3 - SCHEDULE OF STAIRS

SHEET NO.  
**S17**





Republic of the Philippines  
**SOUTHERN LEYTE STATE UNIVERSITY**  
 College of Teacher Education  
 Tomas Oppus, Southern Leyte

**Project:** COMPLETION OF HUMAN KINETICS AT TOMAS OPPUS CAMPUS

**Location:** SLSU-TOMAS OPPUS, TOMAS OPPUS CAMPUS, SAN ISIDRO, TOMAS OPPUS, SOUTHERN LEYTE

**Owner:** SOUTHERN LEYTE STATE UNIVERSITY

ITEM #	Description/Materials	QTY	UNIT	UNIT COST	SUB-TOTAL
<b>A.</b>	<b>EARTHWORKS AND GENERAL CONDITIONS</b>				
	General Conditions		ls		
	Filling materials		cu.m.		
	Excavation		cu.m.		
	Temporary Facility and Safety Equipment		lot		
<b>B.</b>	<b>CONCRETE WORKS</b>				
	<b>Footing</b>				
	Portland Cement Type 1		bags		
	Granular Bedding		cu.m.		
	G1		cu.m.		
	Washed sand		cu.m.		
	16mmx6m, RSB, std		pcs		
	#16 Tie Wire		kgs		
	<b>Slab on Fill</b>				
	Portland Cement Type 1		bags		
	3/4" Gravel		cu.m.		
	Washed sand		cu.m.		
	10mmx6m, RSB, std		pcs		
	#16 Tie Wire		kls		
	<b>Footing Tie Beam</b>				
	Portland Cement Type 1		bags		
	3/4 Crushed gravel		cu.m.		
	Washed sand		cu.m.		
	16mmx6m, RSB, std		pcs		
	10mmx6m, RSB, std		pcs		
	#16 Tie Wire		kgs		
	2x2x12 Coco Lumber		pcs		
	2x3x12 Coco Lumber		pcs		
	1/4" Ordinary Plywood		sheet		
	1 1/2" CWN		kgs		
	4" CWN		kgs		
	<b>Columns</b>				
	Portland Cement Type 1		bags		
	3/4 Crushed gravel		cu.m.		
	Washed sand		cu.m.		
	32mmx6m, RSB, grade 60		pcs		
	25mmx6m, RSB, grade 60		pcs		
	20mmx6m, RSB, grade 60		pcs		
	10mmx6m, RSB, std		pcs		
	#16 Tie Wire		kgs		
	2x2x12 Coco Lumber		pcs		
	2x3x12 Coco Lumber		pcs		
	1/4" Ordinary Plywood		sheet		
	1 1/2" CWN		kgs		



Republic of the Philippines  
**SOUTHERN LEYTE STATE UNIVERSITY**  
 College of Teacher Education  
 Tomas Oppus, Southern Leyte

**Project:** COMPLETION OF HUMAN KINETICS AT TOMAS OPPUS CAMPUS

**Location:** SLSU-TOMAS OPPUS, TOMAS OPPUS CAMPUS, SAN ISIDRO, TOMAS OPPUS, SOUTHERN LEYTE

**Owner:** SOUTHERN LEYTE STATE UNIVERSITY

ITEM #	Description/Materials	QTY	UNIT	UNIT COST	SUB-TOTAL
	4" CWN		kgs		
	<b>Landing and Ramp Slab (LS and RS)</b>				
	Portland Cement Type 1		pcs		
	3/4 Crushed gravel		cu.m.		
	Washed sand		cu.m.		
	12mmx6m, RSB, std		pcs		
	10mmx6m, RSB, std		pcs		
	#16 Tie Wire		cls		
	2x2x12 Coco Lumber		pcs		
	2x3x12 Coco Lumber		pcs		
	1/4" Ordinary Plywood		sheet		
	1 1/2" CWN		kgs		
	4" CWN		kgs		
	<b>Stairs</b>				
	Portland Cement Type 1		pcs		
	3/4 Crushed gravel		cu.m.		
	Washed sand		cu.m.		
	16mmx6m, RSB, std		pcs		
	10mmx6m, RSB, std		pcs		
	#16 Tie Wire		cls		
	2x2x12 Coco Lumber		pcs		
	2x3x12 Coco Lumber		pcs		
	1/4" Ordinary Plywood		sheet		
	1 1/2" CWN		kgs		
	4" CWN		kgs		
	<b>Second Floor Slab</b>				
	Portland Cement Type 1		bags		
	3/4 Crushed gravel		cu.m.		
	Washed sand		cu.m.		
	12mmx6m, RSB, std		pcs		
	#16 Tie Wire		kgs		
	2x2x12 Coco Lumber		pcs		
	2x3x12 Coco Lumber		pcs		
	1/4" Ordinary Plywood		sheet		
	1 1/2" CWN		kgs		
	4" CWN		kgs		
	Removal of Existing Structures (Slab)		lot		
	<b>Second and Third Floor Beam</b>				
	Portland Cement Type 1		bags		
	3/4 Crushed gravel		cu.m.		
	Washed sand		cu.m.		
	25mmx6m, RSB, grade 60		pcs		
	20mmx6m, RSB, grade 60		pcs		



Republic of the Philippines  
**SOUTHERN LEYTE STATE UNIVERSITY**  
 College of Teacher Education  
 Tomas Oppus, Southern Leyte

**Project:** COMPLETION OF HUMAN KINETICS AT TOMAS OPPUS CAMPUS

**Location:** SLSU-TOMAS OPPUS, TOMAS OPPUS CAMPUS, SAN ISIDRO, TOMAS OPPUS, SOUTHERN LEYTE

**Owner:** SOUTHERN LEYTE STATE UNIVERSITY

ITEM #	Description/Materials	QTY	UNIT	UNIT COST	SUB-TOTAL
	10mmx6m, RSB, std		pcs		
	#16 Tie Wire		kgs		
	2x2x12 Coco Lumber		pcs		
	2x3x12 Coco Lumber		pcs		
	1/4" Ordinary Plywood		sheet		
	1 1/2" CWN		kgs		
	4" CWN		kgs		
	<b>Retaining Wall</b>				
	Portland Cement		pcs		
	3/4 Crushed gravel		cu.m.		
	Washed sand		cu.m.		
	16mmx6m, RSB, std		pcs		
	12mmx6m, RSB, std		pcs		
	#16 Tie Wire		kgs		
	2x2x12 Coco Lumber		pcs		
	2x3x12 Coco Lumber		pcs		
	1/2" Ordinary Plywood		sheet		
	1 1/2" CWN		kgs		
	4" CWN		kgs		
<b>C.</b>	<b>MASONRY WORKS</b>				
	<b>Wall Partition</b>				
	6" CHB		pcs		
	Portland Cement Type 1P		bags		
	Washed sand		cu.m.		
	12 mm dia. X 6 m, RSB		pcs		
	10 mm dia. X 6 m, RSB		pcs		
	#16 Tie Wire		kls		
	<b>Comfort Room Partition</b>				
	4" CHB		pcs		
	Portland Cement Type 1P		bags		
	Washed sand		cu.m.		
	12 mm dia. X 6 m, RSB		pcs		
	10 mm dia. X 6 m, RSB		pcs		
	#16 Tie Wire		kl		
	<b>External Ramps, Stairs, Slap and Parapet</b>				
	6" CHB		pcs		
	4" CHB		pcs		
	Portland Cement Type 1P		bags		
	Gravel		cu.m.		
	Washed sand		cu.m.		
	12 mm dia. X 6 m, RSB		pcs		
	10 mm dia. X 6 m, RSB		pcs		
	#16 Tie Wire		kl		



Republic of the Philippines  
**SOUTHERN LEYTE STATE UNIVERSITY**  
 College of Teacher Education  
 Tomas Oppus, Southern Leyte

**Project:** COMPLETION OF HUMAN KINETICS AT TOMAS OPPUS CAMPUS

**Location:** SLSU-TOMAS OPPUS, TOMAS OPPUS CAMPUS, SAN ISIDRO, TOMAS OPPUS, SOUTHERN LEYTE

**Owner:** SOUTHERN LEYTE STATE UNIVERSITY

ITEM #	Description/Materials	QTY	UNIT	UNIT COST	SUB-TOTAL
	<b>Tile Works</b>				
	0.6 x 0.6 Ceramic Floor Tiles (Color and specs to be determined by School Engineer)		pcs		
	0.6 x 0.6 Ceramic Wall Tiles (Color and specs to be determined by School Engineer)		pcs		
	Marble Counter type Tiles for Lavatory		slab		
	Portland Cement Type 1P		bags		
	Water Proofing AdMixture		bags		
	ABC Tile Grout		packs		
	Washed Sand		cu.m.		
	Plexibond		gal		
<b>D.</b>	<b>DOORS AND WINDOWS</b>				
	1/4" thk glass sliding window on aluminim frame (Powder Coated) 2.8m wide x 1.50m High, 4 panels, with lock, rubber stopper and weather strips		sets		
	1/4" thk glass sliding window on aluminim frame (Powder Coated) 0.80m wide x 1.50m High, 2 panels, with lock, rubber stopper and weather strips		sets		
	1/4" thk glass sliding window on aluminim frame (Powder Coated) 0.5m wide x 0.5m High, 2 panels, with lock, rubber stopper and weather strips		sets		
	1/4" thk glass Fixed window on aluminim frame (Powder Coated) 2.0m wide x 2.1m High (See plans for design)		sets		
	1/4" thk awning window glass on aluminim frame Powder Coated (See plans for design)		sets		
	1/4" thk glass Fixed window on aluminim Trapezoidal frame (See plans for design-W5)		sets		
	1/4" thk glass Fixed window on aluminim frame (Powder Coated) 2.1m wide x 1.80m High (See plans for design - W6)		sets		
	1/4 thk 1.4m x 2.10m H Panel Glass Door on Aluminum Frame with fixed window as shown in the plan.		sets		
	1/4 thk 1.4m x 2.10m H Panel Glass Door on Aluminum Frame as shown in the plan.		sets		
	Panel Door 0.80mx2.10m On 2x6 concrete door jamb with 3 pcs 4x4 Stanley Hinges and kwikset Door Knob		sets		
	PVC Door 0.65m x 2.1m H on a concrete jamb with a kweksit doorknob		sets		
	Glass Partition (See plans and Design)		sets		
<b>E.</b>	<b>Carpentry and Metal Works</b>				
	3/4" Marine Plywood (Lavatory Cabinets)		sheet		
	Cabinet Handle		set		
	Hydraulic Hinges		set		
	1/4" Marine Plywood		sheet		
	Heat Resistant Insulation Foam		roll		
	Carrying Channel		pcs		
	Wall Angle		pcs		
	Double Metal Furring		pcs		
	Screw		pcs		
	Metal W-Clip		pcs		
	2" Stainless Pipe, 1.5mm		pcs		
	1-1/2" Stainless Pipe, 1.5mm		pcs		
	2x3" Rectangular Bar, 1.5mm		pcs		





Republic of the Philippines  
**SOUTHERN LEYTE STATE UNIVERSITY**  
 College of Teacher Education  
 Tomas Oppus, Southern Leyte

**Project:** COMPLETION OF HUMAN KINETICS AT TOMAS OPPUS CAMPUS

**Location:** SLSU-TOMAS OPPUS, TOMAS OPPUS CAMPUS, SAN ISIDRO, TOMAS OPPUS, SOUTHERN LEYTE

**Owner:** SOUTHERN LEYTE STATE UNIVERSITY

ITEM #	Description/Materials	QTY	UNIT	UNIT COST	SUB-TOTAL
	2-1/2"x5mm Angle Bar		pcs		
	2"x6mm Angle Bar		pcs		
	1-1/2"x6mm Angle Bar		pcs		
	0.7mm Thick Twin Rib Roof		l.m.		
	2" Tekscrew		pcs		
	Teksrew Adoptor		pcs		
	LC 100mmx50x15mmx2mm C-Purlins		pcs		
	2mm Steel Plate		sheet		
	10mm Sag Rod (with Nuts and Washer at both ends)		pcs		
	16mm Sag Rod with 16mm Turn Buckle		pcs		
	Welding Rod (20kgs)		box		
	Stainless Welding Rod (1kg)		box		
	Sanding Disc for Stainless		pcs		
	2x2x12 Coco Lumber		pcs		
	2x3x12 Coco Lumber		pcs		
	1-1/2" CWN		kgs		
	3" CWN		kgs		
	4" CWN		kgs		
<b>F.</b>	<b>Electrical Works</b>				
	3 Phase Bolt-on Panel Board with circuit breakers 20 branches		set		
	14 slots 3 Phase Bolt-on Panel Board, 150Amp Main Breaker 6-30Amp and 6-60Amp		set		
	Connection Box		set		
	1200mm 3 blade premium ceiling fan with LED Circular Light on Center		sets		
	Surface mount LED Light 18w		sets		
	Panel Light Edge Type LED 12w		set		
	Modern Style Wall Light		set		
	Duplex Universal Outlet, Flush Type w/ Plate		sets		
	Aircon outlet		sets		
	3-Gang Switch, Flush Type w/ Plate		sets		
	2-Gang Switch, Flush Type w/ Plate		sets		
	Single Switch, Flush Type w/ Plate and Cover		set		
	#1.0 Electrical Wire, THHN		m		
	#8.0 Electrical Wire, THHN		roll		
	#10 Electrical Wire, THHN		roll		
	#12 Electrical Wire, THHN		roll		
	#14 Electrical Wire, THHN		roll		
	3/4" Flexible Hose		roll		
	3/4" PVC Pipe Orange		pcs		
	2" Entrance Cap		pc		
	2" PVC Pipe Orange		pcs		
	2" PVC Coupling Orange		pcs		
	2x4 Utility Box Orange HD		pcs		
	Junction Box Orange HD		pcs		
	2" PVC Orange Long Elbow		pcs		
	Electrical Tape (Big)		rolls		



Republic of the Philippines  
**SOUTHERN LEYTE STATE UNIVERSITY**  
 College of Teacher Education  
 Tomas Oppus, Southern Leyte

**Project:** COMPLETION OF HUMAN KINETICS AT TOMAS OPPUS CAMPUS

**Location:** SLSU-TOMAS OPPUS, TOMAS OPPUS CAMPUS, SAN ISIDRO, TOMAS OPPUS, SOUTHERN LEYTE

**Owner:** SOUTHERN LEYTE STATE UNIVERSITY

ITEM #	Description/Materials	QTY	UNIT	UNIT COST	SUB-TOTAL
<b>G.</b>	<b>Plumbing and Fixtures</b>				
	Water Closet with Fixtures and Valves		sets		
	Counter Type Lavatory with lever type long neck faucet, Accessories, Fixtures, and mirror (faucet, valves, P-Traps etc.)		sets		
	Stand Type Lavatory with faucet, Accessories, Fixtures, and Mirror (faucet, valves, P-Traps etc.)		set		
	Water-Free Urinal, Meduim with Accessories		sets		
	Exhaust Fan 12"		set		
	Floor Drain, 6x6		sets		
	1/2" G.I. Elbow		pcs		
	1/2" G.I. Tee		pcs		
	1/2" x 6m GI Pipe Schd 40		pcs		
	1/2" Union Patente		pcs		
	200cc PVC Solvent Cement		can		
	Vulca Seal		liters		
	Teflon Tape, Big		rolls		
	Gasket Maker		tube		
	Ball Faucet, US, HD		pcs		
	Ball Valve, US, HD		pcs		
	4" PVC Tee		pc		
	4" PVC Wye		pc		
	4" x 2" PVC Reducer		pc		
	4" x 2" PVC Wye Reducer		pc		
	3" PVC P-Trap		pcs		
	4" x 45 PVC Elbow		pcs		
	4" x 3" PVC Wye Reducer		pc		
	2"x 90 PVC Elbow		pc		
	2"x 45 PVC Elbow		pc		
	4" PVC Clean Out		pc		
	2" PVC Tee		pc		
	2"x 3m PVC Pipe S1000		pcs		
	3"x 3m PVC Pipe S1000		pcs		
	4"x 3m PVC Pipe S1000		pcs		
<b>H.</b>	<b>Painting and Finishes</b>				
	SkimCoat		bags		
	Flat Latex White		pail		
	Semi-Gloss Latex White		pail		
	Semi-Gloss Latex Blue		pail		
	Flat Wall Enamel (White)		Pail		
	Quick Dry Enamel (White)		Pail		
	Roof Guard (Blue)		Pail		
	Paint Thinner		Gal		
	Putty Knife		pair		
	6" Paint Roller		pcs		
	4" Paint Brush		pcs		
	7" Paint Tray		pcs		



Republic of the Philippines  
**SOUTHERN LEYTE STATE UNIVERSITY**  
College of Teacher Education  
Tomas Oppus, Southern Leyte

**Project:** COMPLETION OF HUMAN KINETICS AT TOMAS OPPUS CAMPUS

**Location:** SLSU-TOMAS OPPUS, TOMAS OPPUS CAMPUS, SAN ISIDRO, TOMAS OPPUS, SOUTHERN LEYTE

**Owner:** SOUTHERN LEYTE STATE UNIVERSITY

ITEM #	Description/Materials	QTY	UNIT	UNIT COST	SUB-TOTAL



Republic of the Philippines  
**SOUTHERN LEYTE STATE UNIVERSITY**  
College of Teacher Education  
Tomas Oppus, Southern Leyte

**Project:** COMPLETION OF HUMAN KINETICS AT TOMAS OPPUS CAMPUS

**Location:** SLSU-TOMAS OPPUS, TOMAS OPPUS CAMPUS, SAN ISIDRO, TOMAS OPPUS, SOUTHERN LEYTE

**Owner:** SOUTHERN LEYTE STATE UNIVERSITY

ITEM #	Description/Materials	QTY	UNIT	UNIT COST	SUB-TOTAL
	<b>A. DIRECT COST</b>				
	Material Cost				
	Labor Cost				
					SUB-TOTAL
	<b>B. INDIRECT COST</b>				
	Contingency Allowance				
	VAT, Taxes, Misc.				
	Contractor's Profit				
					SUB-TOTAL

**APPROVED BUDGET FOR THE CONTRACT (ABC)**

**Prepared by:**